

Accessories, Supplies & Commodities

TOTALINE® COPPER FITTINGS

100 SERIES - COUPLING, Staked Stop Copper to Copper



PART NO	OD SIZE (in)	BOX QTY	MASTER PACK	APPROX NET WT
W10142FTG	5/16	50	1000	0.0059
W10143FTG	3/8	50	1000	0.008
W10144FTG	1/2	50	1000	0.014
W10145FTG	5/8	100	1000	0.026
W10157FTG	3/4	25	500	0.04
W10146FTG	7/8	50	500	0.061
W10147FTG	1-1/8	25	250	0.104
W10148FTG	1-3/8	20	200	0.15
W10149FTG	1-5/8	10	100	0.217
W10150FTG	2-1/8	5	50	0.401
W10151FTG	2-5/8	5	50	0.642
W10152FTG	3-1/8	5	40	0.97
W10153FTG	3-5/8	1	16	1.39
W10154FTG	4-1/8	2	16	2.04

100RS SERIES - COUPLING, Rolled Stop



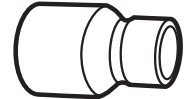
PART NO	OD SIZE (in)	BOX QTY	MASTER PACK	APPROX NET WT
W1001FTG	3/16	50	1000	0.0025
W1003FTG	1/4	50	1000	0.0041
W1009FTG	3/8	50	1000	0.008
W1017FTG	1/2	50	1000	0.014
W1022FTG	5/8	100	1000	0.026
W1028FTG	3/4	25	500	0.04
W1034FTG	7/8	50	500	0.061
W1040FTG	1	10	200	0.085
W1047FTG	1-1/8	25	250	0.104
W1055FTG	1-3/8	20	200	0.15
W1063FTG	1-5/8	10	100	0.217
W1072FTG	2-1/8	5	50	0.401
W1082FTG	2-5/8	5	50	0.642
W1092FTG	3-1/8	5	40	0.97
W10100FTG	3-5/8	1	16	1.39
W10107FTG	4-1/8	2	16	2.04

101 SERIES - COUPLING, No Stop



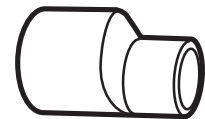
PART NO	OD SIZE (in)	BOX QTY	MASTER	APPROX
W1901FTG	3/8	50	1000	0.008
W1902FTG	1/2	50	1000	0.014
W1903FTG	5/8	100	1000	0.028
W1904FTG	3/4	25	500	0.04
W1905FTG	7/8	50	500	0.06
W1906FTG	1-1/8	25	250	0.104
W1907FTG	1-3/8	20	200	0.15
W1908FTG	1-5/8	10	100	0.217
W1909FTG	2-1/8	5	50	0.401
W1910FTG	2-5/8	5	50	0.624
W1911FTG	3-1/8	5	40	0.97
W1913FTG	4-1/8	2	16	1.99

101R SERIES - REDUCING COUPLING Copper to Copper



PART NO	OD SIZE (in)	BOX QTY	MASTER PACK	APPROX NET WT
W1004FTG	1/4 x 3/16	50	1000	0.005
W1010FTG	3/8 x 5/16	50	1000	0.008
W1011FTG	3/8 x 1/4	50	1000	0.008
W1019FTG	1/2 x 3/8	50	1000	0.017
W1021FTG	1/2 x 1/4	50	1000	0.017
W1023FTG	5/8 x 1/2	50	1000	0.028
W1025FTG	5/8 x 3/8	50	1000	0.02
W1027FTG	5/8 x 1/4	50	1000	0.026
W1029FTG	3/4 x 5/8	25	500	0.035
W1030FTG	3/4 x 1/2	25	500	0.037
W1031FTG	3/4 x 3/8	25	500	0.033
W1035FTG	7/8 x 3/4	50	500	0.064
W1036FTG	7/8 x 5/8	50	500	0.059
W1037FTG	7/8 x 1/2	50	500	0.05
W1038FTG	7/8 x 3/8	50	500	0.053
W1049FTG	1-1/8 x 7/8	25	250	0.103
W1050FTG	1-1/8 x 3/4	25	250	0.1
W1051FTG	1-1/8 x 5/8	25	250	0.105
W1052FTG	1-1/8 x 1/2	25	250	0.094
W1056FTG	1-3/8 x 1-1/8	10	100	0.144
W1058FTG	1-3/8 x 7/8	10	100	0.13
W1060FTG	1-3/8 x 5/8	10	100	0.177
W1064FTG	1-5/8 x 1-3/8	10	100	0.21
W1065FTG	1-5/8 x 1-1/8	10	100	0.22
W1067FTG	1-5/8 x 7/8	10	100	0.218
W1069FTG	1-5/8 x 5/8	10	100	0.209
W1073FTG	2-1/8 x 1-5/8	10	100	0.386
W1074FTG	2-1/8 x 1-3/8	10	100	0.369
W1075FTG	2-1/8 x 1-1/8	10	100	0.382
W1077FTG	2-1/8 x 7/8	10	100	0.397
W1079FTG	2-1/8 x 5/8	10	100	0.402
W1083FTG	2-5/8 x 2-1/8	5	50	0.612
W1084FTG	2-5/8 x 1-5/8	5	50	0.66
W1085FTG	2-5/8 x 1-3/8	5	50	0.648
W1086FTG	2-5/8 x 1-1/8	5	50	0.64
W1093FTG	3-1/8 x 2-5/8	2	20	0.902
W1094FTG	3-1/8 x 2-1/8	2	20	0.95
W1095FTG	3-1/8 x 1-5/8	2	20	1.04
W10101FTG	3-5/8 x 3-1/8	1	16	1.36
W10108FTG	4-1/8 x 3-5/8	2	32	1.96
W10109FTG	4-1/8 x 3-1/8	2	32	1.95
W10110FTG	4-1/8 x 2-5/8	2	32	2.02

110 SERIES - ECCENTRIC COUPLING



PART NO	OD SIZE (in)	BOX QTY	MASTER PACK	APPROX NET WT
W1849FTG	1-1/8 x 7/8	10	100	0.11
W1856FTG	1-3/8 x 1-1/8	10	100	0.16
W1857FTG	1-3/8 x 7/8	10	100	0.2

Compressors,
Chillers, Condensers

Motors

Electrical

Heating
Components

Indoor Air
Quality

Thermostats

Oils &
Chemicals

Accessories, Supplies
& Commodities

Tools &
Instruments

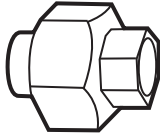
Refrigeration

Accessories, Supplies & Commodities

Compressors, Chillers, Condensers
 Motors
 Electrical
 Heating Components
 Indoor Air Quality
 Thermostats
 Oils & Chemicals
 Accessories, Supplies & Commodities
 Tools & Instruments
 Refrigeration

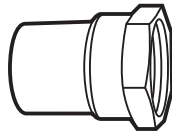
TOTALINE® COPPER FITTINGS

102 SERIES - UNION



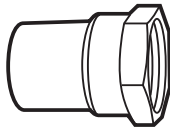
PART NO	OD SIZE (in)	BOX QTY	MASTER PACK	APPROX NET WT
W8001FTG	3/8	25	500	0.12
W8002FTG	1/2	25	250	0.17
W8003FTG	5/8	25	250	0.12
W8004FTG	7/8	20	200	0.31
W8005FTG	1-1/8	10	100	0.38
A11205FTG	1-3/8	5	50	0.76
A11206FTG	1-5/8	5	50	1.07
A11207FTG	2-1/8	1	25	1.77

103 SERIES - FEMALE ADAPTER Copper to N.P.T.



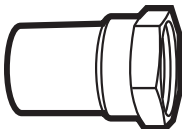
PART NO	OD SIZE (in)	BOX QTY	MASTER PACK	APPROX NET WT
W1207FTG	1/4 x 1/8	50	1000	0.024
W1215FTG	3/8 x 1/4	50	1000	0.03
W1225FTG	1/2 x 3/8	50	500	0.06
W1231FTG	5/8 x 1/2	50	500	0.09
W1246FTG	7/8 x 3/4	25	250	0.14
W1263FTG	1-1/8 x 1	25	250	0.22
W1271FTG	1-3/8 x 1-1/4	10	100	0.29
W1279FTG	1-5/8 x 1-1/2	10	100	0.42
W1287FTG	2-1/8 x 2	5	50	0.65
W1296FTG	2-5/8 x 2-1/2	2	20	1.2

1032 SERIES - FEMALE STREET ADAPTER - Copper to N.P.T.



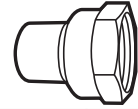
PART NO	OD SIZE (in)	BOX QTY	MASTER PACK	APPROX NET WT
W1531FTG	5/8 x 1/2	50	500	0.096
W1546FTG	7/8 x 3/4	25	250	0.138
W1563FTG	1-1/8 x 1	25	250	0.199
W1564FTG	1-1/8 x 3/4	—	—	—
W1571FTG	1-3/8 x 1-1/4	10	100	0.322
W1579FTG	1-5/8 x 1-1/2	10	100	0.5
W1587FTG	2-1/8 x 2	5	50	0.658

1032R SERIES -REDUCING FEMALE STREET ADAPTER - FEM TO N.P.T.



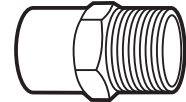
PART NO	OD SIZE (in)	BOX QTY	MASTER PACK	APPROX NET WT
W1532FTG	5/8 x 3/8	50	500	0.07

103R SERIES - REDUCING FEMALE ADAPTER - COPPER TO FEM. N.P.T.



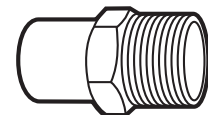
PART NO	OD SIZE (in)	BOX QTY	MASTER PACK	APPROX NET WT
W1205FTG	1/4 x 3/8	50	1000	0.05
W1206FTG	1/4 x 1/4	50	1000	0.03
W1214FTG	3/8 x 3/8	50	1000	0.05
W1216FTG	3/8 x 1/8	50	1000	0.02
W1224FTG	1/2 x 1/2	50	500	0.08
W1230FTG	5/8 x 3/4	25	250	0.12
W1232FTG	5/8 x 3/8	50	500	0.05
W1233FTG	5/8 x 1/4	50	500	0.06
W1238FTG	3/4 x 3/4	25	250	0.13
W1239FTG	3/4 x 1/2	25	250	0.09
W1245FTG	7/8 x 1	25	250	0.231
W1247FTG	7/8 x 1/2	50	500	0.111
W1264FTG	1-1/8 x 3/4	25	250	0.171
W1265FTG	1-1/8 x 1/2	25	250	0.23
W1270FTG	1-3/8 x 1-1/2	10	100	0.414
W1272FTG	1-3/8 x 1	10	100	0.241
W1278FTG	1-5/8 x 2	5	50	0.658
W1280FTG	1-5/8 x 1-1/4	10	100	0.336

104 SERIES - MALE ADAPTER COPPER TO MALE N.P.T.



PART NO	OD SIZE (in)	BOX QTY	MASTER PACK	APPROX NET WT
W1115FTG	3/8 x 1/4	50	1000	0.027
W1125FTG	1/2 x 3/8	50	500	0.049
W1131FTG	5/8 x 1/2	50	500	0.066
W1146FTG	7/8 x 3/4	25	250	0.116
W1163FTG	1-1/8 x 1	20	200	0.192
W1171FTG	1-3/8 x 1-1/4	10	100	0.372
W1179FTG	1-5/8 x 1-1/2	10	100	0.429
W1187FTG	2-1/8 x 2	5	50	0.794
W1196FTG	2-5/8 x 2-1/2	4	40	1.27
W1199FTG	3-1/8 x 3	2	20	2.27
W1150FTG	4-1/8 x 4	1	16	3.34

1042 SERIES - MALE STREET ADAPTER

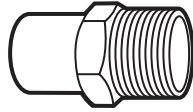


PART NO	OD SIZE (in)	BOX QTY	MASTER PACK	APPROX NET WT
W1425FTG	1/2 x 3/8	50	1000	0.049
W1431FTG	5/8 x 1/2	50	500	0.074
W1446FTG	7/8 x 3/4	25	250	0.13
W1463FTG	1-1/8 x 1	20	200	0.23
W1471FTG	1-3/8 x 1-1/4	10	100	0.41
W1479FTG	1-5/8 x 1-1/2	10	100	0.5
W1487FTG	2-1/8 x 2	5	50	0.74

Accessories, Supplies & Commodities

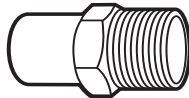
TOTALINE® COPPER FITTINGS

104R SERIES - REDUCING
MALE ADAPTER FITTING TO
MALE N.P.T.



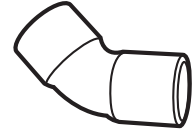
PART NO	OD SIZE (in)	BOX QTY	MASTER PACK	APPROX NET WT
W1106FTG	1/4 x 1/4	50	1000	0.033
W1113FTG	3/8 x 1/2	50	500	0.075
W1114FTG	3/8 x 3/8	50	1000	0.049
W1116FTG	3/8 x 1/8	50	1000	0.014
W1123FTG	1/2 x 3/4	25	250	0.14
W1124FTG	1/2 x 1/2	50	500	0.07
W1126FTG	1/2 x 1/4	50	1000	0.04
W1129FTG	5/8 x 1	20	200	0.24
W1130FTG	5/8 x 3/4	25	250	0.14
W1132FTG	5/8 x 3/8	50	500	0.06
W1133FTG	5/8 x 1/4	50	500	0.07
W1138FTG	3/4 x 3/4	25	250	0.13
W1139FTG	3/4 x 1/2	25	500	0.08
W1145FTG	7/8 x 1	20	200	0.25
W1147FTG	7/8 x 1/2	25	250	0.11
W1161FTG	1-1/8 x 1-1/2	10	100	0.54
W1162FTG	1-1/8 x 1-1/4	10	100	0.39
W1164FTG	1-1/8 x 3/4	25	250	0.2
W1165FTG	1-1/8 x 1/2	25	250	0.18
W1170FTG	1-3/8 x 1-1/2	10	100	0.52
W1172FTG	1-3/8 x 1	10	100	0.3
W1178FTG	1-5/8 x 2	5	50	0.78
W1180FTG	1-5/8 x 1-1/4	10	100	0.43
W1181FTG	1-5/8 x 1	10	100	0.56
W1188FTG	2-1/8 x 1-1/2	5	50	0.74
W1189FTG	2-1/8 x 1-1/4	5	50	0.67
W1197FTG	2-5/8 x 2	5	50	0.89

1042R SERIES -REDUCING MALE
STREET ADAPTER FITTING TO N.P.T.



PART NO	OD SIZE (in)	BOX QTY	MASTER PACK	APPROX- NET WT
W1447FTG	7/8 x 1/2	25	250	0.1

106 SERIES - 45° ELBOW
COPPER TO COPPER



PART NO	OD SIZE (in)	BOX QTY	MASTER PACK	APPROX NET WT
W3005FTG	1/4	50	1000	0.005
W3012FTG	3/8	50	1000	0.011
P805-W3012T	3/8	50	--	--
W3021FTG	1/2	50	1000	0.02
W3026FTG	5/8	100	1000	0.03
P805-W3026T	5/8	100	--	--
W3030FTG	3/4	25	250	0.06
P805-W3030T	3/4	25	--	--
W3034FTG	7/8	50	500	0.08
P805-W3034T	7/8	50	--	--
W3044FTG	1-1/8	25	250	0.15
P805-W3044T	1-1/8	25	--	--
W3050FTG	1-3/8	25	200	0.23
W3055FTG	1-5/8	20	160	0.34
W3059FTG	2-1/8	10	80	0.62
W3063FTG	2-5/8	5	40	0.97
W3067FTG	3-1/8	3	24	1.44
W3070FTG	3-5/8	1	16	2.14
W3073FTG	4-1/8	1	8	3.1

107C SERIES - 90° ELBOW SHORT
RADIUS- COPPER TO COPPER



PART NO	OD SIZE (in)	BOX QTY	MASTER PACK	APPROX NET WT
W2003FTG	1/4	50	1000	0.006
W2009FTG	3/8	50	1000	0.012
P805-W2009T	3/8	50	--	--
W2017FTG	1/2	50	1000	0.024
W2022FTG	5/8	100	1000	0.04
P805-W2022T	5/8	100	--	--
W2028FTG	3/4	25	250	0.06
W2034FTG	7/8	50	500	0.1
W2047FTG	1-1/8	20	200	0.18
W2084FTG	1-3/8	25	200	0.28
W2085FTG	1-5/8	20	120	0.4
W2086FTG	2-1/8	10	80	0.75
W2087FTG	2-5/8	5	40	1.18
W2088FTG	3-1/8	3	24	1.88
W2090FTG	4-1/8	1	8	4.22

Compressors,
Chillers, Condensers

Motors

Electrical

Heating
Components

Indoor Air
Quality

Thermostats

Oils &
Chemicals

Accessories, Supplies
& Commodities

Tools &
Instruments

Refrigeration

Accessories, Supplies & Commodities

Compressors, Chillers, Condensers
 Motors
 Electrical
 Heating Components
 Indoor Air Quality
 Thermostats
 Oils & Chemicals
 Accessories, Supplies & Commodities
 Tools & Instruments
 Refrigeration


TOTALINE® COPPER FITTINGS

105 SERIES —45° STREET ELBOW, Long Radius



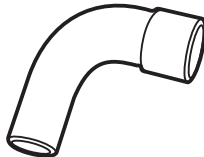
PART NO	OD SIZE (in)	BOX QTY	MASTER PACK	APPROX-NET WT
W2659FTG	2-1/8	5	40	1,010

107R SERIES —90° REDUCING ELBOW, Long Radius




PART NO	OD SIZE (in)	BOX QTY	MASTER PACK	APPROX NET WT
W2719FTG	1/2 x 3/8	50	1000	0.026
W2723FTG	5/8 x 1/2	50	500	0.04
W2735FTG	7/8 x 3/4	25	250	0.12
W2736FTG	7/8 x 5/8	50	500	0.09
W2737FTG	7/8 x 1/2	50	500	0.07
W2749FTG	1-1/8 x 7/8	25	250	0.17
W2756FTG	1-3/8 x 1-1/8	10	100	0.31
W2064FTG	1-5/8 x 1-3/8	5	50	0.47
W2065FTG	1-5/8 x 1-1/8	5	50	0.35
W2073FTG	2-1/8 x 1-5/8	5	40	0.77
W2083FTG	2-5/8 x 2-1/8	5	50	0.35

107L2 SERIES —90° STREET ELBOW, Long Radius



PART NO	OD SIZE (in)	BOX QTY	MASTER PACK	APPROX NET WT
W2809FTG	3/8	50	1000	0.016
P805-W2809T	3/8	50	--	--
P805-W2817T	1/2	50	500	0.03
P805-W2822T	5/8	50	1000	0.05
P805-W2828T	3/4	25	250	0.08
W2834FTG	7/8	25	250	0.12
W2847FTG	1-1/8	10	100	0.21
W2350FTG	1-3/8	10	80	0.39
W2355FTG	1-5/8	10	80	0.58
W2359FTG	2-1/8	5	40	1.01
W2363FTG	2-5/8	1	10	1.67
W2368FTG	3-1/8	1	8	2.51
W2393FTG	3-5/8	1	8	3.7
W2395FTG	4-1/8	1	1	5.76

107L SERIES — 90° ELBOW, Long Radius




PART NO	OD SIZE (in)	BOX QTY	MASTER PACK	APPROX NET WT
W2715FTG	1/4	50	1000	0.008
W2710FTG	5/16	50	1000	0.013
W2716FTG	3/8	50	1000	0.016
P805-W2716T	3/8	50	--	--
W2717FTG	1/2	50	500	0.03
W2722FTG	5/8	100	1000	0.06
W2728FTG	3/4	25	250	0.08
W2734FTG	7/8	25	250	0.12
W2747FTG	1-1/8	10	100	0.21
P805-W2055T	1-3/8	50	80	0.39
W2063FTG	1-5/8	10	80	0.58
W2072FTG	2-1/8	5	40	1.02
W2082FTG	2-5/8	1	10	1.66
W2092FTG	3-1/8	1	8	2.52
W2093FTG	3-5/8	1	8	3.7
W2095FTG	4-1/8	1	1	5.7

1062WROT SERIES —45° STREET ELBOW, Long Radius

PART NO	OD SIZE (in)	BOX QTY	MASTER PACK	APPROX-NET WT
W3312FTG	3/8	50	1000	0.011
W3321FTG	1/2	50	1000	0.02
W3326FTG	5/8	100	1000	0.03
P805-W3330T	3/4	50	250	0.06
P805-W3334T	7/8	50	500	0.08
W3344FTG	1-1/8	50	250	0.15
W3350FTG	1-3/8	25	200	0.24
W3355FTG	1-5/8	20	160	0.34
W3359FTG	2-1/8	10	80	0.63
W3363FTG	2-5/8	5	40	0.98
W3373FTG	4-1/8	1	8	3.2

105C SERIES —90° STREET ELBOW, Short Radius



PART NO	OD SIZE (in)	BOX QTY	MASTER PACK	APPROX-NET WT
W2612FTG	3/8	25	500	0.012
W2626FTG	5/8	25	500	0.05
W2634FTG	7/8	25	250	0.1
W2644FTG	1-1/8	10	100	0.18
W2684FTG	1-3/8	5	50	0.28

NOTE: Order Totaline® Copper Fittings by Part Number and Model Series Number.

* Part Numbers Ending in 'T' are Totaline's China sourced Fittings.

Accessories, Supplies & Commodities


TOTALINE® COPPER FITTINGS

107CR SERIES —90° REDUCING ELBOW, Short Radius



PART NO	OD SIZE (in)	BOX QTY	MASTER PACK	APPROX NET WT
W2019FTG	1/2 x 3/8	50	1000	0.026
W2023FTG	5/8 x 1/2	50	500	0.04
W2025FTG	5/8 x 3/8	50	500	0.03
W2029FTG	3/4 x 5/8	25	250	0.08
W2035FTG	7/8 x 3/4	25	500	0.026
W2036FTG	7/8 x 5/8	50	500	0.08
W2051FTG	1-1/8 x 5/8	25	250	0.12
W2049FTG	1-1/8 x 7/8	25	250	0.15
W2056FTG	1-3/8 x 1-1/8	10	100	0.23
W2077FTG	1-5/8 x 1-3/8	10	100	0.34
W2078FTG	2-1/8 x 1-5/8	5	40	0.6

107C2 SERIES —90° STREET ELBOW, Short Radius



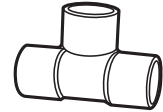
PART NO	OD SIZE (in)	BOX QTY	MASTER PACK	APPROX NET WT
W2305FTG	1/4	50	1000	0.006
W2312FTG	3/8	50	1000	0.012
W2321FTG	1/2	50	1000	0.024
W2326FTG	5/8	100	1000	0.05
W2330FTG	3/4	25	250	0.06
W2334FTG	7/8	50	500	0.1
W2344FTG	1-1/8	25	250	0.18
W2384FTG	1-3/8	25	200	0.28
W2385FTG	1-5/8	20	120	0.39
W2386FTG	2-1/8	10	80	0.76
W2387FTG	2-5/8	5	40	1.18
W2388FTG	3-1/8	3	25	1.86
W2389FTG	3-5/8	1	8	2.62
W2390FTG	4-1/8	1	8	4.2

1112 SERIES — STREET TEE




PART NO	OD SIZE (in)	BOX QTY	MASTER PACK	APPROX NET WT
P805-W1112-5/8	5/8	50	500	0.068
P805-W1112-7/8	7/8	25	250	0.174

111 SERIES — TEE



PART NO	OD SIZE (in)	BOX QTY	MASTER PACK	APPROX NET WT
W40302FTG	3/16	50	1000	0.009
W40306FTG	1/4	50	1000	0.015
W40313FTG	5/16	50	1000	0.02
W4000FTG	3/8	50	1000	0.028
W4001FTG	1/2	50	500	0.047
W4006FTG	5/8	50	500	0.05
W4017FTG	3/4	25	250	0.1
P805-W4031T	7/8	25	250	0.16
W4048FTG	1-1/8	10	100	0.33
W4068FTG	1-3/8	5	50	0.46
W4084FTG	1-5/8	5	50	0.71
W40102FTG	2-1/8	5	40	1.29
W40123FTG	2-5/8	1	10	1.9
W40152FTG	3-1/8	1	10	2.75
W40190FTG	3-5/8	1	8	4.17
W40200FTG	4-1/8	1	8	6.62

111 R, RR or BH SERIES* — REDUCING TEE



PART NO	OD SIZE (in)	BOX QTY	MASTER PACK	APPROX NET WT
W40308FTG	1/4 x 1/4 x 3/16	50	1000	0.015
W40368FTG	1/4 x 1/4 x 3/8	50	1000	0.028
W40332FTG	3/8 x 1/4 x 1/4	50	1000	0.028
W40330FTG	3/8 x 1/4 x 3/8	50	1000	0.028
W4005FTG	3/8 x 3/8 x 1/2	50	500	0.047
W40324FTG	3/8 x 3/8 x 1/4	50	1000	0.028
W4016FTG	3/8 x 3/8 x 5/8	50	500	0.063
W40350FTG	1/2 x 1/2 x 1/4	50	500	0.047
W4002FTG	1/2 x 1/2 x 3/8	50	500	0.047
W4015FTG	1/2 x 1/2 x 5/8	50	500	0.063
W40363FTG	1/2 x 1/4 x 1/2	50	500	0.047
W4003FTG	1/2 x 3/8 x 1/2	50	500	0.047

111 R, RR or BH SERIES* — REDUCING TEE
CONTINUED ON NEXT PAGE

Compressors,
Chillers, Condensers

Motors

Electrical

Heating
Components

Indoor Air
Quality

Thermostats

Oils &
Chemicals

Accessories, Supplies
& Commodities

Tools &
Instruments

Refrigeration

Accessories, Supplies & Commodities

Compressors, Chillers, Condensers
 Motors
 Electrical
 Heating Components
 Indoor Air Quality
 Thermostats
 Oils & Chemicals
 Accessories, Supplies & Commodities
 Tools & Instruments
 Refrigeration

TOTALINE® COPPER FITTINGS 111 R, RR or BH SERIES* — REDUCING TEE CONTINUED FROM PREVIOUS PAGE

PART NO	OD SIZE (in)	BOX QTY	MASTER PACK	APPROX NET WT
W40358FTG	1/2 x 3/8 x 1/4	50	500	0.047
W4004FTG	1/2 x 3/8 x 3/8	50	500	0.047
W40355FTG	1/2 x 3/8 x 5/8	50	500	0.063
W4067FTG	5/8 x 5/8 x 1-1/8	10	100	0.32
W4047FTG	5/8 x 5/8 x 7/8	25	250	0.11
W4029FTG	5/8 x 5/8 x 3/4	50	500	0.1
W4007FTG	5/8 x 5/8 x 1/2	50	500	0.06
W4008FTG	5/8 x 5/8 x 3/8	50	500	0.06
W4014FTG	5/8 x 5/8 x 1/4	50	500	0.06
W4009FTG	5/8 x 1/2 x 5/8	50	500	0.06
W4010FTG	5/8 x 1/2 x 1/2	50	500	0.06
W4011FTG	5/8 x 1/2 x 1-3/8	50	500	0.06
W4012FTG	5/8 x 3/8 x 5/8	50	500	0.06
W4013FTG	5/8 x 3/8 x 3/8	50	500	0.06
W4027FTG	3/4 x 1/2 x 1/2	25	250	0.1
W4025FTG	3/4 x 1/2 x 3/4	25	250	0.1
W4026FTG	3/4 x 1/2 x 5/8	25	250	0.1
W4020FTG	3/4 x 3/4 x 3/8	25	250	0.1
W4018FTG	3/4 x 3/4 x 5/8	25	250	0.1
W4046FTG	3/4 x 3/4 x 7/8	50	500	0.15
W4023FTG	3/4 x 5/8 x 1/2	25	250	0.1
W4065FTG	7/8 x 7/8 x 1-1/8	10	100	0.33
W4032FTG	7/8 x 7/8 x 3/4	25	250	0.15
W4033FTG	7/8 x 7/8 x 5/8	25	250	0.14
W4034FTG	7/8 x 7/8 x 1/2	25	250	0.14
W4035FTG	7/8 x 7/8 x 3/8	25	250	0.1
W4041FTG	7/8 x 5/8 x 7/8	25	250	0.15
W4043FTG	7/8 x 5/8 x 5/8	25	250	0.13
W4045FTG	7/8 x 5/8 x 3/8	25	250	0.14
W40231FTG	7/8 x 1/2 x 5/8	25	250	0.14
W4042FTG	7/8 x 5/8 x 3/4	25	150	0.171
W4082FTG	1-1/8 x 1-1/8 x 1-3/8	5	50	0.46
W40101FTG	1-1/8 x 1-1/8 x 1-5/8	5	50	0.66
W4052FTG	1-1/8 x 1-1/8 x 1/2	10	100	0.27
W4051FTG	1-1/8 x 1-1/8 x 5/8	10	100	0.27
W4049FTG	1-1/8 x 1-1/8 x 7/8	10	100	0.31
W4061FTG	1-1/8 x 5/8 x 1-1/8	10	100	0.33
W4063FTG	1-1/8 x 5/8 x 5/8	10	100	0.27
W4062FTG	1-1/8 x 5/8 x 7/8	10	100	0.31
W4055FTG	1-1/8 x 7/8 x 1-1/8	10	100	0.33
W4057FTG	1-1/8 x 7/8 x 3/4	10	100	0.31
W4058FTG	1-1/8 x 7/8 x 5/8	10	100	0.27
W4056FTG	1-1/8 x 7/8 x 7/8	10	100	0.31
W40100FTG	1-3/8 x 1-3/8 x 1-5/8	5	50	0.69
W40122FTG	1-3/8 x 1-3/8 x 2-1/8	5	40	1.29
W4069FTG	1-3/8 x 1-3/8 x 1-1/8	5	50	0.45
W4070FTG	1-3/8 x 1-3/8 x 7/8	5	50	0.37
W4071FTG	1-3/8 x 1-3/8 x 5/8	5	50	0.32
W4072FTG	1-3/8 x 1-3/8 x 1/2	5	50	0.32
W4073FTG	1-3/8 x 1-1/8 x 1-3/8	5	50	0.46
W4074FTG	1-3/8 x 1-1/8 x 1-1/8	5	50	0.45
W4075FTG	1-3/8 x 1-1/8 x 7/8	5	50	0.37
W4076FTG	1-3/8 x 1-1/8 x 5/8	5	50	0.33
W4078FTG	1-3/8 x 7/8 x 1-3/8	5	50	0.47
W4079FTG	1-3/8 x 7/8 x 1-1/8	5	50	0.47
W4080FTG	1-3/8 x 7/8 x 7/8	5	50	0.37
W4081FTG	1-3/8 x 7/8 x 5/8	5	50	0.32
W4083FTG	1-3/8 x 5/8 x 1-3/8	5	50	0.45

PART NO	OD SIZE (in)	BOX QTY	MASTER PACK	APPROX NET WT
W4097FTG	1-5/8 x 1-1/8 x 1-1/8	5	50	0.61
W4096FTG	1-5/8 x 1-1/8 x 1-3/8	5	50	0.64
W4095FTG	1-5/8 x 1-1/8 x 1-5/8	5	50	0.69
W40237FTG	1-5/8 x 1-1/8 x 5/8	5	50	0.47
W4098FTG	1-5/8 x 1-1/8 x 7/8	5	50	0.56
W4092FTG	1-5/8 x 1-3/8 x 1-1/8	5	50	0.6
W4091FTG	1-5/8 x 1-3/8 x 1-3/8	5	50	0.64
W4090FTG	1-5/8 x 1-3/8 x 1-5/8	5	50	0.69
W4094FTG	1-5/8 x 1-3/8 x 5/8	5	50	0.47
W4093FTG	1-5/8 x 1-3/8 x 7/8	5	50	0.56
W4086FTG	1-5/8 x 1-5/8 x 1-1/8	5	50	0.61
W4085FTG	1-5/8 x 1-5/8 x 1-3/8	5	50	0.64
W40121FTG	1-5/8 x 1-5/8 x 2-1/8	5	40	1.29
W4088FTG	1-5/8 x 1-5/8 x 5/8	5	50	0.47
W4087FTG	1-5/8 x 1-5/8 x 7/8	5	50	0.57
W40244FTG	1-5/8 x 5/8 x 1-5/8	5	50	0.67
W40240FTG	1-5/8 x 7/8 x 1-1/8	5	50	0.6
W40239FTG	1-5/8 x 7/8 x 1-3/8	5	50	0.64
W4099FTG	1-5/8 x 7/8 x 1-5/8	5	50	0.68
W40243FTG	1-5/8 x 7/8 x 5/8	5	50	0.47
W40238FTG	1-5/8 x 7/8 x 7/8	5	50	0.55
W40247FTG	2-1/8 x 1-1/8 x 1-1/8	5	40	0.9
W40245FTG	2-1/8 x 1-1/8 x 2-1/8	5	40	1.29
W40118FTG	2-1/8 x 1-3/8 x 1-1/8	5	40	1
W40117FTG	2-1/8 x 1-3/8 x 1-3/8	5	40	1.03
W40116FTG	2-1/8 x 1-3/8 x 1-5/8	5	40	1.09
W40115FTG	2-1/8 x 1-3/8 x 2-1/8	5	40	1.3
W40119FTG	2-1/8 x 1-3/8 x 7/8	5	40	0.9
W40112FTG	2-1/8 x 1-5/8 x 1-1/8	5	40	0.95
W40111FTG	2-1/8 x 1-5/8 x 1-3/8	5	40	1.03
W40110FTG	2-1/8 x 1-5/8 x 1-5/8	5	40	1.08
W40109FTG	2-1/8 x 1-5/8 x 2-1/8	5	40	1.3
W40113FTG	2-1/8 x 1-5/8 x 7/8	5	40	0.9
W40105FTG	2-1/8 x 2-1/8 x 1-1/8	5	40	0.99
W40104FTG	2-1/8 x 2-1/8 x 1-3/8	5	40	1.03
W40103FTG	2-1/8 x 2-1/8 x 1-5/8	5	40	1.08
W40144FTG	2-1/8 x 2-1/8 x 2-5/8	1	10	1.9
W40107FTG	2-1/8 x 2-1/8 x 5/8	5	40	0.86
W40106FTG	2-1/8 x 2-1/8 x 7/8	5	40	0.92
W40124FTG	2-5/8 x 2-5/8 x 2-1/8	1	10	1.66
W40125FTG	2-5/8 x 2-5/8 x 1-5/8	1	10	1.41
W40126FTG	2-5/8 x 2-5/8 x 1-3/8	1	10	1.32
W40127FTG	2-5/8 x 2-5/8 x 1-1/8	1	10	1.34
W40128FTG	2-5/8 x 2-5/8 x 7/8	1	10	1.25
W40129FTG	2-5/8 x 2-5/8 x 5/8	1	10	1.06
W40130FTG	2-5/8 x 2-1/8 x 1-5/8	1	10	1.89
W40131FTG	2-5/8 x 2-1/8 x 2-1/8	1	10	1.63
W40132FTG	2-5/8 x 2-1/8 x 1-5/8	1	10	1.41
W40138FTG	2-5/8 x 1-5/8 x 2-1/8	1	10	1.63
W40139FTG	2-5/8 x 1-5/8 x 1-5/8	1	10	1.4
W40220FTG	2-5/8 x 1-3/8 x 2-5/8	1	10	1.89
W40221FTG	2-5/8 x 1-1/8 x 2-5/8	1	10	1.86
W40222FTG	2-5/8 x 7/8 x 2-5/8	1	10	1.87
W40146FTG	3-1/8 x 3-1/8 x 7/8	1	10	1.69
W40147FTG	3-1/8 x 3-1/8 x 1-1/8	1	10	1.9
W40148FTG	3-1/8 x 3-1/8 x 1-3/8	1	10	1.92
W40149FTG	3-1/8 x 3-1/8 x 1-5/8	1	10	2.05

*111R — Reducing on Outlet. 111RR — Reducing on Run. 111BH — Large Diameter Outlet.

NOTE: Order Totaline® Copper Fittings by Part Number and Model Series Number.

* Part Numbers Ending in 'T' are Totaline's China sourced Fittings.

**111 R, RR or BH SERIES* — REDUCING TEE
CONTINUED ON NEXT PAGE**

Accessories, Supplies & Commodities

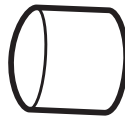
TOTALINE® COPPER FITTINGS

111 R, RR or BH SERIES* — REDUCING TEE
CONTINUED FROM PREVIOUS PAGE

PART NO	OD SIZE (in)	BOX QTY	MASTER PACK	APPROX NET WT
W40150FTG	3-1/8 x 3-1/8 x 2-1/8	1	10	2.27
W40151FTG	3-1/8 x 3-1/8 x 2-5/8	1	10	2.42
W40156FTG	3-1/8 x 2-5/8 x 1-5/8	1	10	2
W40158FTG	3-1/8 x 2-5/8 x 2-5/8	1	10	2.4
W40164FTG	3-1/8 x 2-1/8 x 2-1/8	1	10	2.27
W40165FTG	3-1/8 x 2-1/8 x 2-5/8	1	10	2.22
W40192FTG	4-1/8 x 4-1/8 x 7/8	1	16	4.15
W40196FTG	4-1/8 x 4-1/8 x 2-1/8	1	8	4.91
W40197FTG	4-1/8 x 4-1/8 x 2-5/8	1	8	5.26
W40198FTG	4-1/8 x 4-1/8 x 3-1/8	1	8	5.66
W40204FTG	4-1/8 x 3-1/8 x 2-1/8	1	8	4.71
W40205FTG	4-1/8 x 3-1/8 x 2-5/8	1	8	5.08

TOTALINE® COPPER PLUGS, TUBE CAPS & FITTINGS

117 SERIES — TUBE CAP



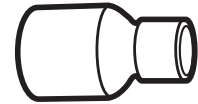
PART NO	OD SIZE (in)	BOX QTY	MASTER PACK	APPROX NET WT
W7002FTG	1/4	50	1000	0.003
W7004FTG	3/8	50	1000	0.005
W7006FTG	1/2	50	1000	0.009
W7007FTG	5/8	100	1000	0.016
W7008FTG	3/4	25	500	0.03
W7009FTG	7/8	50	500	0.04
W7011FTG	1-1/8	50	500	0.06
W7012FTG	1-3/8	25	250	0.1
W7013FTG	1-5/8	20	200	0.15
W7014FTG	2-1/8	10	100	0.26
W7015FTG	2-5/8	5	50	0.45
W7016FTG	3-1/8	5	50	0.69
W7017FTG	3-5/8	1	10	0.97
W7018FTG	4-1/8	1	10	1.34

*111R — Reducing on Outlet. 111RR — Reducing on Run. 111BH — Large Diameter Outlet.

NOTE: Order Totaline® Copper Fittings by Part Number and Model Series Number.

* Part Numbers Ending in 'T' are Totaline's China sourced Fittings.

118 SERIES — FITTING REDUCER



PART NO	OD SIZE (in)	BOX QTY	MASTER PACK	APPROX NET WT
W1302FTG	1/4 x 1/8	50	1000	0.004
W1306FTG	3/8 x 1/4	50	1000	0.007
P805-W1312T	1/2 x 3/8	50	1000	0.014
W1314FTG	1/2 x 1/4	50	1000	0.016
P805-W1315T	5/8 x 1/2	50	1000	0.027
W1317FTG	5/8 x 3/8	50	1000	0.023
P805-W1320T	3/4 x 5/8	25	500	0.033
W1321FTG	3/4 x 1/2	25	500	0.035
W1322FTG	3/4 x 3/8	25	500	0.034
P805-W1325T	7/8 x 3/4	50	500	0.06
P805-W1326T	7/8 x 5/8	50	500	0.06
W1327FTG	7/8 x 1/2	50	500	0.04
W1328FTG	7/8 x 3/8	50	500	0.05
W1337FTG	1-1/8 x 7/8	25	250	0.1
W1338FTG	1-1/8 x 3/4	25	250	0.09
W1339FTG	1-1/8 x 5/8	25	250	0.1
W1340FTG	1-1/8 x 1/2	25	250	0.09
W1343FTG	1-3/8 x 1-1/8	10	100	0.15
W1345FTG	1-3/8 x 7/8	10	100	0.12
W1347FTG	1-3/8 x 5/8	10	100	0.15
W1350FTG	1-5/8 x 1-3/8	10	100	0.21
W1351FTG	1-5/8 x 1-1/8	10	100	0.2
W1353FTG	1-5/8 x 7/8	10	100	0.2
W1355FTG	1-5/8 x 5/8	10	100	0.19
W1358FTG	2-1/8 x 1-5/8	10	100	0.38
W1359FTG	2-1/8 x 1-3/8	10	100	0.34
W1360FTG	2-1/8 x 1-1/8	10	100	0.36
W1362FTG	2-1/8 x 7/8	10	100	0.38
W1364FTG	2-1/8 x 5/8	10	100	0.39
W1367FTG	2-5/8 x 2-1/8	5	50	0.62
W1368FTG	2-5/8 x 1-5/8	5	50	0.64
W1369FTG	2-5/8 x 1-3/8	5	50	0.61
W1370FTG	2-5/8 x 1-1/8	5	50	0.6
W1376FTG	3-1/8 x 2-5/8	2	20	0.87
W1377FTG	3-1/8 x 2-1/8	2	20	0.95
W1378FTG	3-1/8 x 1-5/8	2	20	0.96
W1379FTG	3-1/8 x 1-3/8	2	20	1.02
W1383FTG	3-5/8 x 2-1/8	1	10	1.38
W1386FTG	4-1/8 x 3-5/8	2	32	1.85
W1387FTG	4-1/8 x 3-1/8	2	32	1.87
W1388FTG	4-1/8 x 2-5/8	2	32	1.97
W1389FTG	4-1/8 x 2-1/8	2	32	2.06

Compressors,
Chillers, Condensers

Motors

Electrical

Heating
Components

Indoor Air
Quality

Thermostats

Oils &
Chemicals

Accessories, Supplies
& Commodities

Tools &
Instruments

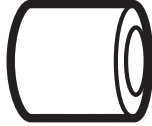
Refrigeration

Accessories, Supplies & Commodities

Compressors,
Chillers, Condensers

TOTALINE® COPPER FITTINGS

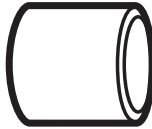
TOTALINE® COPPER BUSHINGS,
FITTING REDUCERS
P-TRAPS & BENDS



PART NO	OD SIZE (in)	BOX QTY	MASTER PACK	APPROX NET WT
A7812FTG	5/8 x 1/8	50	1000	0.036

Motors

119 SERIES — FLUSH TYPE FITTING REDUCER



PART NO	OD SIZE (in)	BOX QTY	MASTER PACK	APPROX NET WT
W1706FTG	3/8 x 1/4	50	1000	0.008
W1712FTG	1/2 x 3/8	50	1000	0.012
W1714FTG	1/2 x 1/4	50	1000	0.021
W1715FTG	5/8 x 1/2	50	1000	0.022
W1717FTG	5/8 x 3/8	50	1000	0.037
W1720FTG	3/4 x 5/8	25	500	0.03
W1722FTG	3/4 x 3/8	25	500	0.077
W1725FTG	7/8 x 3/4	50	500	0.04
W1726FTG	7/8 x 5/8	50	500	0.08
W1737FTG	1-1/8 x 7/8	25	250	0.12
W1738FTG	1-1/8 x 3/4	25	250	0.18
W1739FTG	1-1/8 x 5/8	25	250	0.22
W1743FTG	1-3/8 x 1-1/8	25	250	0.16
W1750FTG	1-5/8 x 1-3/8	20	200	0.21
W1758FTG	2-1/8 x 1-5/8	5	50	0.66

Electrical

Heating
Components

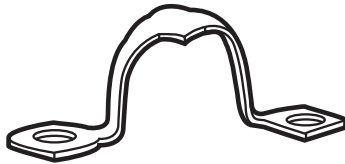
Indoor Air
Quality

Thermostats

Oils &
Chemicals

TOTALINE® COPPER TUBE STRAPS, EAR HANGERS & PERFORATED STRAPS

120 SERIES - STRAP



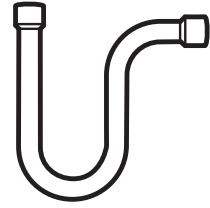
PART NO	OD SIZE (in)	BOX QTY	MASTER PACK	APPROX NET WT
A1203FTG	1/4	100	2000	0.005
A1278FTG	3/8	100	2000	0.007
A1366FTG	1/2	100	2000	0.008
A2529FTG	5/8	100	1000	0.009
A1467FTG	3/4	100	1000	0.011
A2574FTG	7/8	100	1000	0.012
A2614FTG	1-1/8	100	1000	0.014
A2650FTG	1-3/8	50	500	0.041
P805-A2675T	1-5/8	50	500	0.048
A2708FTG	2-1/8	100	800	0.063

Accessories, Supplies
& Commodities

Tools &
Instruments

Refrigeration

123 SERIES — SUCTION LINE P-TRAP



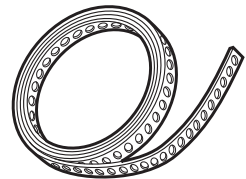
PART NO	OD SIZE (in)	BOX QTY	MASTER PACK	APPROX NET WT
W60999FTG	5/8	5	50	0.2
W61008FTG	3/4	10	60	0.48
P805-W61000T	7/8	10	60	0.59
W61001FTG	1-1/8	10	10	1.09
W61002FTG	1-3/8	5	5	1.89
W61003FTG	1-5/8	5	5	3.71
W61009FTG	2-1/8	3	3	3.71

138 SERIES — RETURN BEND



PART NO	OD SIZE (in)	BOX QTY	MASTER PACK	APPROX NET WT
W6020FTG	3/8 x 1-1/2	50	500	0.029
W6041FTG	1/2 x 3	25	250	0.085
W6036FTG	1/2 x 2	25	250	0.066
W6032FTG	1/2 x 1-1/2	25	250	0.053
W6060FTG	5/8 x 3	25	250	0.13
W6058FTG	5/8 x 2-1/2	25	250	0.11
W6092FTG	7/8 x 2-1/2	10	100	0.19
W60111FTG	1-1/8 x 3-1/4	5	50	0.35
W60110FTG	1-1/8 x 3	5	50	0.33
W60140FTG	2-1/8 x 5-1/2	4	32	1.75
W60121FTG	3-1/8 x 3-3/4	—	—	—
W60131FTG	1-5/8 x 4-1/2	—	—	—
W6053FTG	5/8 x 1-7/8	—	—	—

125 SERIES - PERFORATED STRAP



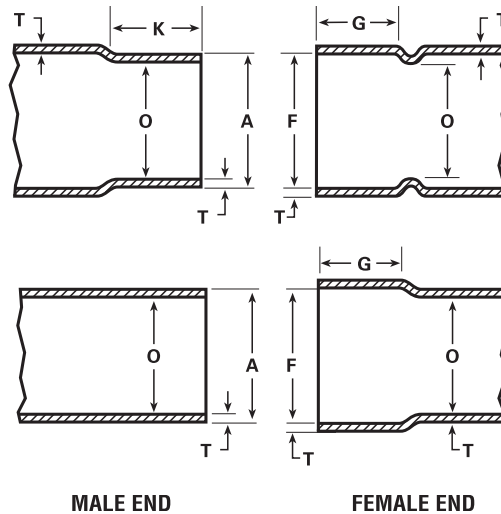
PART NO	OD SIZE (in)	BOX QTY	MASTER PACK	APPROX NET WT
A1211FTG	25 Ft. Roll	6	72	1.8

NOTE: Order Totaline® Copper Fittings by Part Number and Model Series Number.
* Part Numbers Ending in 'T' are Totaline's China sourced Fittings.

Accessories, Supplies & Commodities

COPPER AND BRONZE / SOLDER-JOINT PRESSURE FITTINGS

DIMENSIONS OF SOLDERED JOINT ENDS (Dimensions in Inches)



STANDARD WATER TUBE SIZE	MALE END		FEMALE END				METAL THICKNESS T	INSIDE DIA. OF FITTING O
	OUTSIDE DIA. A		LENGTH K	INSIDE DIA. F		DEPTH G		
	MIN.	MAX.	MIN.	MIN.	MAX.	MIN.		
1/8	0.248	0.251	0.38	0.252	0.256	0.31	0.022	0.18
1/4	0.373	0.376	0.38	0.377	0.381	0.31	0.026	0.3
3/8	0.497	0.501	0.44	0.502	0.506	0.38	0.031	0.39
1/2	0.622	0.626	0.56	0.627	0.631	0.5	0.036	0.52
5/8	0.747	0.751	0.69	0.752	0.756	0.62	0.038	0.63
3/4	0.872	0.876	0.81	0.877	0.881	0.75	0.041	0.74
1	1.122	1.127	0.97	1.128	1.132	0.91	0.046	0.98
1-1/4	1.372	1.377	1.03	1.378	1.382	0.97	0.05	1.23
1-1/2	1.621	1.627	1.16	1.628	1.633	1.09	0.055	1.47
2	2.121	2.127	1.41	2.128	2.133	1.34	0.064	1.94
2-1/2	2.621	2.627	1.53	2.628	2.633	1.47	0.074	2.42
3	3.121	3.127	1.72	3.128	3.133	1.66	0.083	2.89
3-1/2	3.621	3.627	1.97	3.628	3.633	1.91	0.093	3.37
4	4.121	4.127	2.22	4.128	4.133	2.16	0.101	3.84
5	5.121	5.127	2.72	5.128	5.133	2.66	0.115	4.7
6	6.121	6.127	3.22	6.128	6.133	3.09	0.13	5.72
8	8.119	8.127	4.09	8.128	8.133	3.97	0.186	7.55

Extracted from American National Standard Wrought-Copper and Wrought-Bronze Solder-Joint Pressure Fittings (ANSI B16.22) with the permission of the publisher. The American Society of Mechanical Engineers, 345 East 47th Street, New York, N.Y.

LARGE DIAMETER, WELDED DESIGN COPPER FITTINGS

FITTING MATERIAL: Copper Allow #122, Phosphorus Deoxidized- High Residual Phosphorus (DHP).
Composition: 99% Copper; .015-040% Phosphorus.

WELD MATERIAL: Silicon Bronze. Meets specification American Welding Society (AWS) A5.7-69 and American Metals Society (AMS) 4616 B.

WELD SPECIFICATIONS: Tensile Strength - Up to 58,000 PSI Yield Strength - Up to 25,000 PSI Elongation in '2' - 53 to 55% Hardness - 80 to 100 Brinell (500 kg. Load) Temperature: Melt 1832°F, Flow 1931°F.

METHOD OF JOINING: Electric Weld.

DIMENSIONS & SPECIFICATIONS: Welded fittings are produced in accordance with specifications shown in American National Standard (ANSI) B16.22 for wrought copper, and bronze solder-joint pressure fittings.

TESTING: Each fitting is individually tested with air under water. The bursting pressure of the weld exceeds that of straight, seamless ASTM B88-70 Type "U" copper water tube, annealed, of comparable diameter.

Accessories, Supplies & Commodities

Compressors, Chillers, Condensers
 Motors
 Electrical
 Heating Components
 Indoor Air Quality
 Thermostats
 Oils & Chemicals
 Accessories, Supplies & Commodities
 Tools & Instruments
 Refrigeration

COPPER FITTINGS DATA

COPPER TUBE STANDARD DIMENSIONS AND WEIGHTS (Dimensions in Inches)

NOMINAL TUBE SIZE	OUTSIDE DIA.	INSIDE DIAMETER				WALL THICKNESS				POUNDS PER LINEAR FOOT†			
	TYPES K-L-M DWV	TYPE K	TYPE L	TYPE M	TYPE DWV	TYPE K	TYPE L	TYPE M	TYPE DWV	TYPE K	TYPE L	TYPE M	TYPE DWV
1/4	0.375	0.305	0.315	-	-	0.035	0.03	0.025	-	0.145	0.126	0.106	-
3/8	0.5	0.402	0.43	-	-	0.049	0.035	0.025	-	0.269	0.198	0.145	-
1/2 5/8	.625 .750	0.527	0.545	--	--	0.049	0.04	0.028	--	0.344	0.285	0.204	--
		0.652	0.666			0.049	0.042	0.03		0.418	0.362	0.263	
3/4	0.875	0.745	0.785	-	-	0.065	0.045	0.032	-	0.641	0.455	0.328	-
1	1.125	0.995	1.025	-	-	0.065	0.05	0.035	-	0.839	0.655	0.465	-
1-1/4	1.375	1.245	1.265	1.291	1.295	0.065	0.055	0.042	0.04	1.04	0.884	0.682	0.65
1-1/2	1.625	1.481	1.505	1.527	1.541	0.072	0.06	0.049	0.042	1.36	1.14	0.94	0.809
2	2.125	1.959	1.985	2.009	2.041	0.083	0.07	0.058	0.042	2.06	1.75	1.46	1.07
2-1/2	2.625	2.435	2.465	2.495	-	0.095	0.08	0.065	-	2.93	2.48	2.03	-
3	3.125	2.907	2.945	2.981	3.035	0.109	0.09	0.072	0.045	4	3.33	2.68	1.69
3-1/2	3.625	3.385	3.425	3.459	-	0.12	0.1	0.083	-	5.12	4.29	3.58	-
4	4.125	3.857	3.905	3.935	4.009	0.134	0.11	0.095	0.058	6.51	5.38	4.66	2.87
5	5.125	4.805	4.875	4.907	4.981	0.16	0.125	0.109	0.072	9.67	7.61	6.66	4.43
6	6.125	5.741	5.845	5.881	5.959	0.192	0.14	0.122	0.083	13.9	10.2	8.92	6.1
8	8.125	7.583	7.725	7.785	-	0.271	0.2	0.17	-	25.9	19.3	16.5	-

†Slight variations from these weights must be expected in practice.

COPPER TUBE, CALCULATED BURSTING PRESSURE*

NOMINAL TUBE SIZE (in.)	OUTSIDE DIA. (in.)	INSIDE DIAMETER (in.)		WALL THICKNESS (in.)		BURSTING PRESSUR (lbs per sq in.)				
		TYPE K-L	TYPE K	TYPE L	TYPE K	TYPE L	TYPE K		TYPE L	
							HARD (DRAWN)	SOFT (ANNEALED)	HARD (DRAWN)	SOFT (ANNEALED)
1/4	0.375	0.305	0.315	0.035	0.03	6,700	5,600	5,800	4,800	
3/8	0.5	0.402	0.43	0.049	0.035	7,100	5,900	5,000	4,200	
1/2	0.625	0.527	0.545	0.049	0.04	5,600	4,700	4,600	3,800	
5/8	0.75	0.652	0.666	0.049	0.042	4,700	3,900	4,000	3,400	
3/4	0.875	0.745	0.785	0.065	0.045	5,300	4,500	3,700	3,100	
1	1.125	0.995	1.025	0.065	0.05	4,200	3,500	3,200	2,700	
1-1/4	1.375	1.245	1.265	0.065	0.055	3,400	2,800	2,900	2,400	
1-1/2	1.625	1.481	1.505	0.072	0.06	3,200	2,700	2,700	2,200	
2	2.125	1.959	1.985	0.083	0.07	2,800	2,300	2,400	2,000	
2-1/2	2.625	2.435	2.465	0.095	0.08	2,600	2,200	2,200	1,800	
3	3.125	2.907	2.945	0.109	0.09	2,500	2,100	2,100	1,700	
3-1/2	3.625	3.385	3.425	0.12	0.1	2,400	2,000	2,000	1,700	
4	4.125	3.857	3.905	0.134	0.11	2,300	1,900	1,900	1,600	
5	5.125	4.805	4.875	0.16	0.125	2,200	1,900	1,800	1,500	
6	6.125	5.741	5.845	0.192	0.14	2,300	1,900	1,600	1,400	
8	8.125	7.583	7.725	0.271	0.2	2,400	2,000	1,800	1,500	

*Bursting Pressures are calculated from the following formula for thin, hollow cylinders under tension:

$$P = \frac{2tS}{D}$$

P= Bursting Pressure, lb. per sq. in.

t = Wall Thickness, inches

D = Outside Tube Diameter, inches

S = Tensile Strength (36,000 lb. per sq. in. for hard tubes and 30,000 for soft tubes)

With factor of safety of 5, maximum working pressure allowable by common usage up to 150°F can be taken at 1/5 the above bursting pressures.