

### Features

- Single Industrial handle controls flow to outlets
- Coordinates with Components faucets, accessories, and showering components to complete your bathroom
- Trim only; requires K-728-K two- or three-way transfer valve, or K-737-K two- or three-way diverter valve (sold separately)

### Material

- Premium material construction with metal handle ensures reliability and durability
- KOHLER finishes resist corrosion and tarnishing

### Installation

- Wall-mount
- Patented K-joint installation technology ensures consistent trim appearance, regardless of variability in valve rough-in
- Trim only; requires valve to complete installation (sold separately)

### Required Products/Accessories

K-728-K 3/4" two- or three-way transfer valve

or

K-737-K 3/4" Two- or Three-Way Diverter Valve



### Codes/Standards










ASME A112.18.1/CSA B125.1

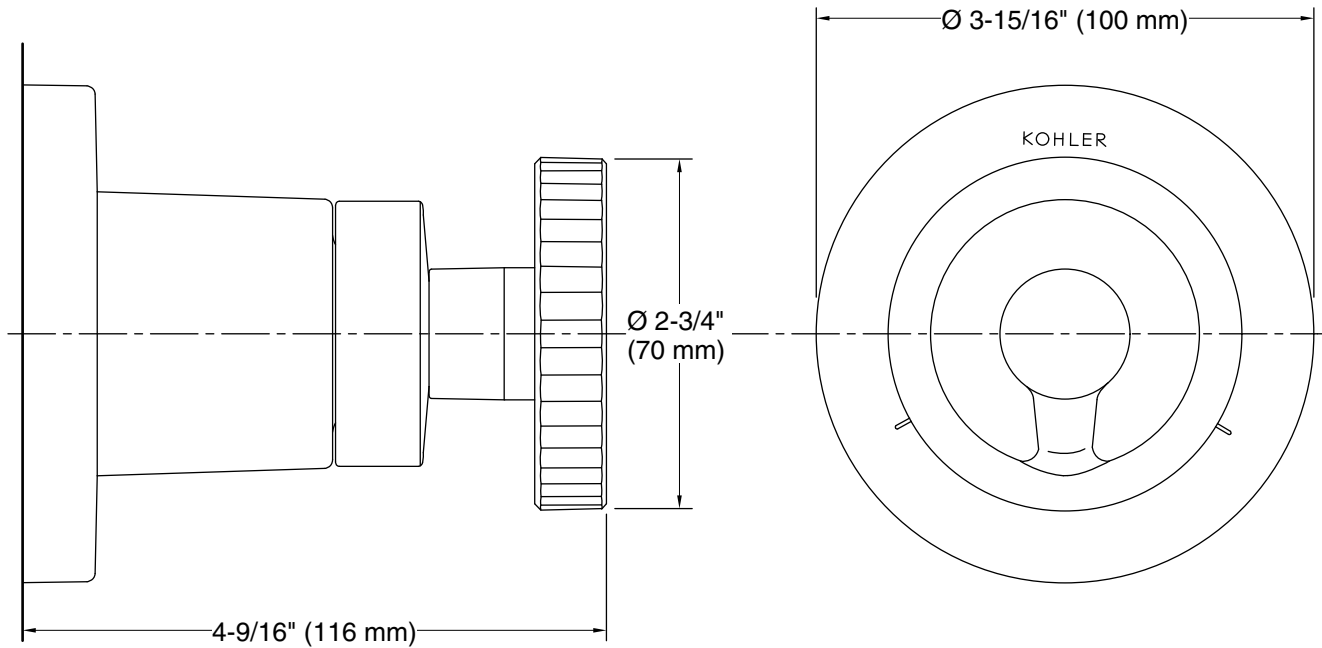
### KOHLER® Faucet Lifetime Limited Warranty

See website for detailed warranty information.

### Available Colors/Finishes

*Color tiles intended for reference only.*

Color	Code	Description
	CP	Polished Chrome
	SN	Vibrant® Polished Nickel
	AF	Vibrant® French Gold
	BN	Vibrant® Brushed Nickel
	BV	Vibrant® Brushed Bronze
	BL	Matte Black
	2MB	Vibrant® Brushed Moderne Brass
	TT	Vibrant Titanium
	BGP	Vibrant Brushed Graphite

**Technical Information**

All product dimensions are nominal.

**Spout:****Notes**

Install this product according to the installation instructions.