



## All Products Guide

June 2025

# Healthy Air System®



**Professional Grade Healthy Air Solutions.**

Designed to Sense, Educate, and Mitigate.



We are professional-grade Healthy Air solutions. AprilAire is on a mission to enhance people's health by improving the air in their homes. Healthy Air is essential to living a healthy lifestyle and improving our overall well-being. We are inspired by the needs of consumers and the expertise of professional contractors to create, design, and build innovative solutions.

**AprilAire is Healthy Air.**



\*Dehumidifier Models E080, E100, and E130 | Ventilation Model E100V + 8190FF | Thermostat Model S86WMUPR

## AprilAire Healthy Air System®

The comprehensive all-in-one AprilAire Healthy Air System® is the most effective way to create a healthy home. Designed to meet your unique needs, the whole-house System will create a Healthy Air environment by removing dust, allergens, and viruses from your air and equipment, balancing humidity, introducing fresh air, and mitigating harmful radon gas.



**Include on Every Job**

**Increase Average Ticket & Margin**



### Humidifier

- Prevents dry air issues like cracked skin, bloody noses, and static electricity
- Protects wood, floors, belongings, and furniture
- Supports immunity and helps improve sleep



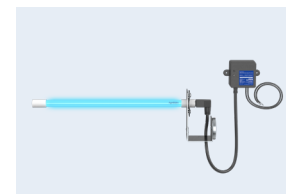
### Dehumidifier

- Reduces mold, mildew, and musty odors
- Improves comfort by eliminating sticky, humid air
- Protects home structure and belongings from moisture damage



### Air Cleaner and Media

- Industry-leading filtration providing low static pressure and a broad range of MERV options
- Extends HVAC system life with a guarantee to keep coils clean
- Removes up to 99% of airborne and allergy pollutants



### UVC (Ultra Violet)

- Kills viruses, bacteria, and mold spores
- Prevents harmful HVAC coil buildup
- Enhances overall air cleanliness by reducing biological contaminants



### Healthy Air System Controls

- Balances indoor temp and indoor air quality
- Boosts energy savings year-round
- Allows remote control and automation



### Fresh Air Ventilation

- Brings in clean air, diluting indoor pollutants, odors, and VOCs
- Helps control humidity, reducing mold growth and moisture
- Supports a healthier home by preventing stale, stuffy air



### Radon Mitigation

- Reduces exposure to radon gas, lowering the risk of lung cancer
- Continuously removes radon from indoor air
- Increases home value with a safer living environment





Humidity Control

Humidifiers – Part of the AprilAire Healthy Air System



HUMIDIFIERS	TYPE OF HUMIDIFICATION	UNIT SIZE WIDTH X HEIGHT X DEPTH	PLENUM OPENING	CAPACITY GPD=GALLONS PER DAY	ELECTRICAL DATA	WATER PANEL/ CANISTER
 #800* #801***	<b>Steam</b> For larger homes and applications when evaporative units are less practical (attics, crawl spaces, closets, milder winter climates).	10 1⁄8" x 20 7⁄8" x 7 1⁄8"	–	11.5 GPD  16.0 GPD  20.5 GPD	120 VAC 60HZ 11.5A  120 VAC 60HZ 16.0A  208 VAC 60HZ 11.5A	80††
 #865** #866***	<b>Ductless Steam</b> Includes the Model 800, Fan Pack, Model 65 Control, and Model 4028 Drain Trap. For homes without forced-air heating systems.	Fan Pack: 14" x 6 29⁄32" x 3 15⁄16"  Finished Grille: 16 3⁄16" x 9" x 1 3⁄32"	–	30.0 GPD  23.3 GPD  34.6 GPD	208 VAC 60HZ 16.0A  240 VAC 60HZ 11.5A  240 VAC 60HZ 16.0A	
 #720A* #720M**	<b>Fan Powered Evaporative</b> Uses hybrid fan and water recirculation valve to increase output while reducing wastewater by 60%. <sup>†</sup>	16 1⁄2" x 18" x 11"	W: 14 1⁄4" H: 14 1⁄4"	21 GPD	120 VAC 60HZ 1.25A	HydroCore Model L
 #700* #700M**	<b>Fan Powered Evaporative</b> Built-in fan that pulls heated air directly from the furnace.	15 15⁄16" x 18" x 10 3⁄8"	W: 14 3⁄4" H: 14 5⁄16"	18 GPD	120 VAC 60HZ 0.8A	35
 #620A* #620M**	<b>Large Bypass Evaporative</b> Water recirculation valve increases output while reducing wastewater by 55%. <sup>*</sup>	14 1⁄2" x 18" x 11" 6" dia. round opening	W: 10" H: 14 1⁄4"	18 GPD	24 VAC 60HZ 0.5A	HydroCore Model L
 #600* #600M**	<b>Large Bypass Evaporative</b> Uses the furnace blower to move air through a Water Panel.	15 3⁄8" x 15 3⁄4" x 10 1⁄4" 6" dia. round opening	W: 10" H: 12 3⁄4"	17 GPD	24 VAC 60HZ 0.5A	35
 #500* #500M**	<b>Small Bypass Evaporative</b> Designed for smaller homes.	15 5⁄8" x 13" x 10 1⁄4" 6" dia. round opening	W: 9 1⁄2" H: 9 1⁄2"	12 GPD	24 VAC 60HZ 0.5A	10
 #400* #400M**	<b>Water Saver Bypass Evaporative</b> Uses 100% of water and evaporative technology that eliminates the need for a drain. Conserves water.	15 3⁄8" x 15 3⁄4" x 10 1⁄4"* 6" dia. round opening See note on heat pumps <sup>†</sup>	W: 10" H: 12 3⁄4"	17 GPD	24 VAC 60HZ 0.5A	45
 #300	<b>Self-Contained Evaporative</b> For boilers, mini-splits, radiant heat, and ductless systems.	14 3⁄8" x 12 1⁄2" x 22 3⁄32"	–	13 GPD	120 VAC 60HZ 0.7A	35

HUMIDIFIER SIZING GUIDELINES GPD NEEDED PER SQUARE FOOT† BASED ON BUILDING STRUCTURE TIGHTNESS									
STRUCTURE TIGHTNESS	TOTAL TREATED VOLUME OF BUILDING (FT³)								
	8000	12000	16000	20000	24000	32000	40000	48000	56000
	TOTAL TREATED BUILDING FLOOR AREA (FT²) WITH 8 FT CEILINGS								
	1000 Ft²	1500 Ft²	2000 Ft²	2500 Ft²	3000 Ft²	4000 Ft²	5000 Ft²	6000 Ft²	7000 Ft²
Tight	3.3 GPD	5.0 GPD	6.7 GPD	8.3 GPD	10.0 GPD	13.4 GPD	16.7 GPD	20.1 GPD	23.4 GPD
Average	6.7 GPD	10.0 GPD	13.4 GPD	16.7 GPD	20.0 GPD	26.7 GPD	33.4 GPD	40.1 GPD	46.7 GPD
Loose	10.0 GPD	15.0 GPD	20.0 GPD	25.0 GPD	30.1 GPD	40.1 GPD	50.1 GPD	60.1 GPD	70.2 GPD

\* Automatic Digital Control (shown)  
\*\* Manual Control – For those rare occurrences where an automatic control is not practical, AprilAire offers the same great humidifiers with a manual control.  
\*\*\* 801 & 866 Modulating Steam Humidifier – For precise RH control. Controls are sold separately.  
† Heat Pumps – Model 400 can be installed in heat pump applications. However, due to the fact that heat pumps deliver lower temperature air to the home than gas furnaces, evaporation will be approximately 60% of rated capacity. (With other AprilAire models, hot water can be used instead of cold to maximize evaporation. However, due to the nature of the wicking water panel in Model 400, hot water provides less benefits). As such, your dealer will need to take the size and age of your home into consideration to ensure the Model 400 will provide satisfactory comfort and protection through adequate humidification.  
†720 Humidifier – Compared to the Model 700 Humidifier on high speed  
\*620 Humidifier – Compared to the Model 600 Humidifier.

†† Model 800LC available with 80LC canister for less conductive water 75–300µS/cm and 120VAC applications.  
‡ GPD = Gallons Per Day, as recommended by AHRI (Air Conditioning, Heating and Refrigeration Institute), Guideline F  
A family of 4 will add 2 gallons of humidity per day through everyday activities like breathing, cooking, bathing and washing. Evaporative capacities assume blower is active 100% of the time, plenum temperature is at 120° F and water is cold.  
Bypass Humidifiers – Can be installed on the supply or return plenum.  
Water Usage Rate – Model 300 is 6 gph (gph=gallons per hour); Models 500, 600 and 700 are 3 gph; Model 400 is 0.7 gph; Model 800 is 0.6 to 1.8 gph depending on voltage, amp draw and water quality.  
Water Supply – Best practice is to install evaporative humidifiers on soft water or with an inline phosphate scale removing filter. This will help prevent excessive scale buildup and provide best performance and service life.

Regional Humidifier Applications

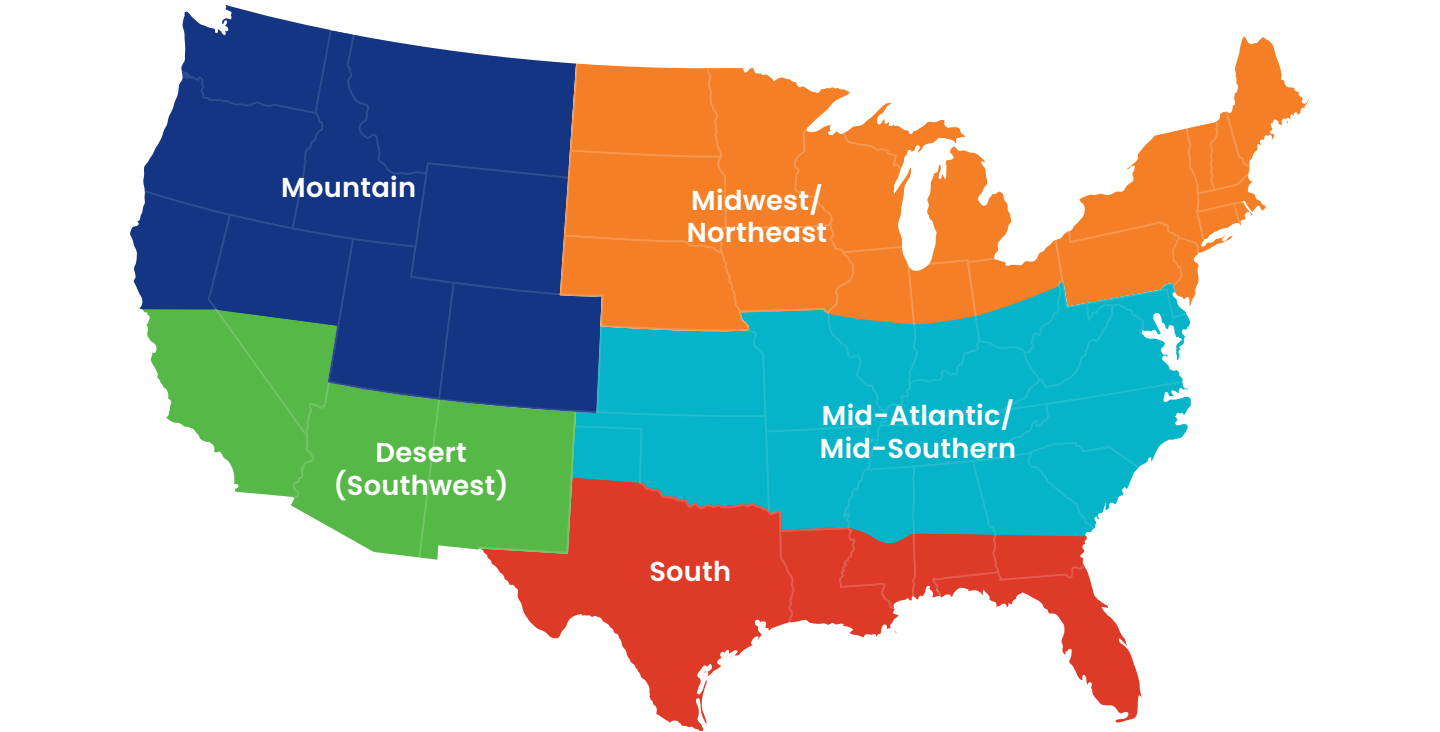
AprilAire Humidifiers can be installed on many different types of HVAC equipment. This application guide is to assist in the selection of the appropriate AprilAire product based upon geography and heating equipment.

It’s important to consider the plenum temperature, air flow (fan speed), and run time (heat call primary, fan only call secondary) when selecting products.

Automatic humidity controls have an integrated blower activation feature, which is factory set to 'ON'. It will turn on the humidifier and the HVAC blower for humidification without a heat call. It will increase the run time and effectiveness of the humidifier.

Installations with a manual humidifier control can increase capacity by turning the thermostat fan to “ON.”

When installing evaporative humidifiers, it’s recommended they are plumbed to hot, softened water.



CLIMATE ZONE/RECOMMENDED APRILAIRE HUMIDIFIER SOLUTION BY MODEL					
EQUIPMENT	MIDWEST/ NORTHEAST	MID-ATLANTIC/ MID-SOUTHERN	MOUNTAIN	SOUTH	DESERT (SOUTHWEST)
Gas/Oil Furnace–Single Stage or Multi Stage*	400/500/600/620 /700/720/800	400/500/600/620 700/720/800	400/500/600/620 700/720/800	500/600/620 700/720/800	800
Gas/Oil Modulating Furnace**	720/800	720/800	720/800	720/800	800
Heat Pump/Geo–Single Stage or Multi Stage*	400†/500/600/620 700/720/800	400†/500/600/620 700/720/800	400†/500/600/620 700/720/800	500/600/620 700/720/800	800
Heat Pump/Geo–Modulating**	720/800	720/800	720/800	720/800	800
Boiler With AHU (No Heat Source)	800	800	800	800	800
Boiler With AHU and Hot Water Coil/ Hydro Air Unit	720/800	720/800	800	800	800
Boiler	300/865	300/865	300/865	300/865	300/865
Electric Baseboard Heating	300/865	300/865	300/865	300/865	300/865
Humidifying with A/C Unit	800	800	800	800	800

\*PSC, constant torque ECM  
\*\*Variable speed ECM  
†Evaporative performance of bypass humidifiers decreases with lower airflow volume and lower air temperature. Bypass models can be used in these applications if the HVAC system pressure differential between supply and return ducts is at least 0.08 in. wg and air temperature, hot water and continuous fan in the supply duct is at least 100°F.

Humidity Control














Dehumidifiers – Part of the AprilAire Healthy Air System

5

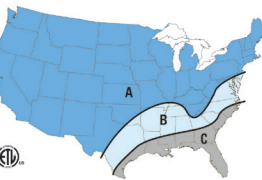

YEAR

WARRANTY

DESIGNED & ASSEMBLED IN THE USA  
UTILIZING U.S. AND GLOBAL COMPONENTS

DEHUMIDIFIERS	UNIT SIZE <sup>2</sup> WIDTH X HEIGHT X LENGTH	CAPACITY PPD = PINTS PER DAY		AIRFLOW @ VARYING E.S.P. (EXTERNAL STATIC PRESSURE – DRY COIL)		UNIT WEIGHT LBS.
  <div>#E050</div>	10" x 10" x 25"	@80°F/60%RH @73°F/60%RH	50 ppd	0.0" w.c.	200 CFM	46
				0.2" w.c.	170 CFM	
				0.4" w.c.	140 CFM	
  <div>#E070 #E070W<sup>3</sup></div>	12½" x 12½" x 25"	@80°F/60%RH @73°F/60%RH	70 ppd 53 ppd	0.0" w.c.	200 CFM	56
				0.2" w.c.	170 CFM	
				0.4" w.c.	140 CFM	
  <div>#E080 #E080H<sup>1</sup> #E080W<sup>3</sup></div> 	14" x 15" x 26"	@80°F/60%RH @73°F/60%RH	80 ppd 65 ppd	0.0" w.c.	185 CFM	63
				0.2" w.c.	135 CFM	
				0.4" w.c.	85 CFM	
  <div>#E100 #E100H<sup>1</sup> #E100C<sup>2</sup> #E100W<sup>3</sup></div> 	14" x 15" x 26"	@80°F/60%RH @73°F/60%RH	100 ppd 85 ppd	0.0" w.c.	280 CFM	64
				0.2" w.c.	245 CFM	
				0.4" w.c.	210 CFM	
  <div>#E130 #E130H<sup>1</sup> #E130C<sup>2</sup> #E130W<sup>3</sup></div> 	19½" x 18½" x 30"	@80°F/60%RH @73°F/60%RH	130 ppd 105 ppd	0.0" w.c.	310 CFM	98
				0.2" w.c.	270 CFM	
				0.4" w.c.	225 CFM	

<sup>1</sup>E080H, E100H, and E130H are hardwired units <sup>2</sup>E100C and E130C are on casters <sup>3</sup>E070W, E080W, E100W, and E130W are Wi-Fi Enabled units

DEHUMIDIFIER SIZING GUIDELINES								
 	The recommended home floor area (ft <sup>2</sup> ) that each listed dehumidifier can dehumidify is to be used as sizing guidelines only. The actual home size is dependent on the exact location of the home, the actual total ventilation rate, occupant living habits, moisture removal characteristics of the air conditioning system and the environmental conditions at which the occupants experience comfort. Values are for the most humid locations within each region.							
	Provide on-demand sizing recommendations using the Dehumidifier Selection Assistant at <a href="https://aprilairpartners.com/dsa">AprilAirepartners.com/dsa</a>							
	MODEL E070		MODEL E080		MODEL E100		MODEL E130	
	Loose	Tight	Loose	Tight	Loose	Tight	Loose	Tight
Region A	2600 Ft <sup>2</sup>	3500 Ft <sup>2</sup>	3200 Ft <sup>2</sup>	4400 Ft <sup>2</sup>	4000 Ft <sup>2</sup>	5500 Ft <sup>2</sup>	5200 Ft <sup>2</sup>	7200 Ft <sup>2</sup>
Region B	2200 Ft <sup>2</sup>	3100 Ft <sup>2</sup>	2600 Ft <sup>2</sup>	3900 Ft <sup>2</sup>	3200 Ft <sup>2</sup>	5000 Ft <sup>2</sup>	3900 Ft <sup>2</sup>	6500 Ft <sup>2</sup>
Region C	1300 Ft <sup>2</sup>	1900 Ft <sup>2</sup>	1600 Ft <sup>2</sup>	2300 Ft <sup>2</sup>	2000 Ft <sup>2</sup>	3000 Ft <sup>2</sup>	2300 Ft <sup>2</sup>	3600 Ft <sup>2</sup>

Air Filtration






Air Cleaners – Part of the AprilAire Healthy Air System

5

YEAR

WARRANTY

DESIGNED & ASSEMBLED IN THE USA  
UTILIZING U.S. AND GLOBAL COMPONENTS

AIR CLEANERS	NOMINAL SIZE (IN INCHES)	CABINET SIZE	SHIPPING WEIGHT (LBS)	INCLUDED FILTER	COMPATIBLE FILTERS*
 <div>#2216 #2416 #2516</div>	20 x 25	W: 6 ¾" H: 22 ⅛" D: 27 ⅜"	20	MERV 16	
	16 x 25	W: 6 ¾" H: 17 ⅜" D: 30 ⅛"	19.25	416	213CBN, 213, 210
	31 x 28	W: 6 ¾" H: 31" D: 30 ⅛"	24.9	516	413CBN, 413, 410
 <div>#2210 #2310 #2410</div>	20 x 25	W: 6 ¾" H: 22 ⅛" D: 27 ⅜"	19	MERV 13	
	20 x 20	W: 6 ¾" H: 20 ⅜" D: 22 ⅛"	17	313	216, 213CBN, 210
	16 x 25	W: 6 ¾" H: 17 ⅜" D: 30 ⅛"	19	413	310
 <div>#1110 #1210 #1310 #1410 #1510 #1910</div>	16 x 20	W: 6 ¾" H: 17 ⅜" D: 22 ⅛"	13	MERV 11	
	20 x 25	W: 6 ¾" H: 22 ⅛" D: 27 ⅜"	20	110	113
	20 x 25	W: 6 ¾" H: 22 ⅛" D: 27 ⅜"	20	210	216, 213CBN, 213
	20 x 20	W: 6 ¾" H: 20 ⅜" D: 22 ⅛"	15	310	313
	16 x 25	W: 6 ¾" H: 17¾" D: 30 ⅛"	19	410	416, 413CBN, 413
	31 x 28	W: 6 ¾" H: 31" D: 30 ⅛"	28	510	416, 413CBN, 513
 <div>#1610 #1620</div>	16 x 25	W: 15 ⅞" H: 17 ⅜" D: 30 ⅜"	31	910	913
	20 x 25	W: 15 ⅞" H: 22 ⅛" D: 27 ⅜"	32.4	410	416, 413CBN, 413
	20 x 25	W: 15 ⅞" H: 22 ⅛" D: 27 ⅜"	32.4	210	216, 213CBN, 213
 <div>#5000</div>	16 x 25	W: 12" H (front): 18 ⅜" H (back): 17 ⅜" D: 31"	35	ELECTRONIC AIR CLEANER	
				501	

\*Included filter is always available as a replacement.



Air Sanitization

UVC – Part of the AprilAire Healthy Air System

5

YEAR

WARRANTY

	MODEL #	CONTAINS	AIR CLEANER SIZE (H X L X W)	INCLUDED FILTER
	AUV24V	UVC Coil Cleaner		
	AUVRPB	Replacement UVC Lamp		
	UV12	1210 Air Cleaner AUV24V UVC Coil Cleaner	20" x 25" x 4"	210 MERV 11
	UV14	1410 Air Cleaner AUV24V UVC Coil Cleaner	16" x 25" x 4"	410 MERV 11
	UV22	2210 Air Cleaner AUV24V UVC Coil Cleaner	20" x 25" x 4"	213 MERV 13
	UV24	2410 Air Cleaner AUV24V UVC Coil Cleaner	16" x 25" x 4"	413 MERV 13



Air Filtration

Air Filters – Part of the AprilAire Healthy Air System



FILTER NO.		STATIC PRESSURES AT VARIABLE CFM (IN. W.C.)*														
		200	400	600	800	1000	1200	1400	1600	1800	2000	2200	2400	2600	2800	3000
MERV 16	216		0.06	0.09	0.13	0.17	0.23	0.29	0.36							
	416		0.07	0.10	0.13	0.18	0.24	0.31								
	516		0.04	0.05	0.07	0.09	0.10	0.13	0.15	0.18	0.21	0.24	0.27	0.31		
MERV 13	113	0.03	0.07	0.11	0.16	0.22	0.29									
	213	0.02	0.04	0.06	0.09	0.12	0.15	0.19	0.23	0.27	0.31					
	313	0.03	0.05	0.09	0.13	0.17	0.23									
	413	0.02	0.05	0.07	0.10	0.14	0.17	0.22	0.26	0.31	0.37					
	513	0.01	0.02	0.04	0.05	0.05	0.07	0.08	0.10	0.11	0.13	0.15	0.17	0.18	0.20	0.23
	613	0.02	0.05	0.08	0.12	0.17	0.22	0.28	0.35	0.42	0.51					
	813	0.02	0.04	0.06	0.09	0.12	0.15	0.19	0.23	0.27	0.31					
	913		0.04	0.07	0.10	0.13	0.17	0.22	0.25	0.30	0.35					
MERV 13+	213CBN		0.04	0.07	0.10	0.13	0.17	0.21	0.25	0.30	0.35					
	413CBN		0.04	0.07	0.10	0.14	0.19	0.24	0.29	0.36	0.43					
	513CBN		0.03	0.04	0.05	0.07	0.08	0.10	0.12	0.15	0.17	0.20	0.22	0.25	0.29	0.32
MERV 11	110	0.02	0.05	0.06	0.10	0.14	0.20									
	210	0.02	0.03	0.04	0.06	0.08	0.11	0.13	0.16	0.19	0.22					
	310	0.02	0.04	0.06	0.10	0.14	0.19									
	410	0.02	0.03	0.05	0.07	0.09	0.12	0.15	0.19	0.22	0.27					
	510	0.02	0.02	0.03	0.04	0.04	0.05	0.06	0.07	0.09	0.10	0.12	0.14	0.15	0.17	0.19
	610	0.01	0.03	0.06	0.09	0.12	0.17	0.22	0.27	0.34	0.41					
	810	0.02	0.03	0.04	0.06	0.08	0.11	0.13	0.16	0.19	0.22					
	910		0.03	0.05	0.07	0.09	0.12	0.15	0.18	0.22	0.27					
MERV 10	201	0.02	0.04	0.05	0.08	0.10	0.12	0.15	0.18	0.21	0.25					
	401	0.02	0.04	0.05	0.08	0.10	0.14	0.17	0.21	0.25	0.29					
EAC	501	0.02	0.04	0.05	0.08	0.10	0.14	0.17	0.21	0.25	0.29					

\*Highest value shown is maximum recommended airflow capacity.


Air Filtration


Air Filters – Part of the AprilAire Healthy Air System (Up to 12 Months)



REMOVAL EFFICIENCY (BASED ON PARTICLE SIZE)			
	0.3–1.0 MICRONS	1.0–3.0 MICRONS	3.0–10.0 MICRONS
MERV 16	95%	98%	99%
MERV 13	63%	88%	93%
MERV 11	37%	67%	92%
MERV 10	22%	56%	92%
EAC – 5000	89%	95%	98%

Test Method – MERV 10-16 –ASHRAE 52.2.2012, EAP – AHRI 680-2009

UPGRADE KITS			NOMINAL SIZE (IN INCHES)	COMPATIBLE WITH	INCLUDED FILTER	RAILS MODEL NUMBER	STATIC PRESSURE DROP (IN. W.C.) @ 1200 CFM	MAXIMUM AIRFLOW CAPACITY (IN CFM)
MERV 13		#1213	20 x 25	AprilAire or Space-Gard 2200	213	4893	0.15	2000
		#1413	16 x 25	AprilAire or Space-Gard 2400	413	4894	0.17	2000

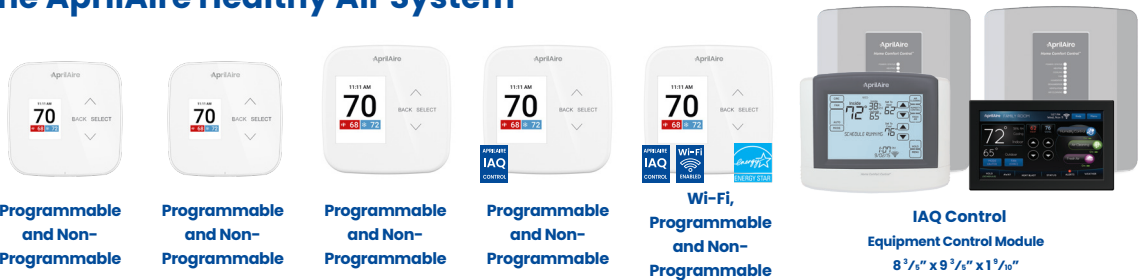
UPGRADE RAILS		Nominal Size (in inches)	Compatible With	Uses Filter Model	Maximum Airflow Capacity (in CFM)
	#4893	20x25	AprilAire or Space-Gard 2200	210, 213, 213CBN	2000
	#4894	16x25	AprilAire or Space-Gard 2400	410, 413, 413CBN	2000
	#4897	16x25	16x25 Competitive Cabinets	610, 613	2000
		20x25	20x25 Competitive Cabinets	810, 813	2000
	#4898	16x20	16x20 Competitive Cabinets	110, 113	1200
		20x20	20x20 Competitive Cabinets	310, 313	1200

REPLACEMENT FILTERS					
FILTER NO.		USED WITH APRILAIRE AIR CLEANER MODELS	NOMINAL SIZE (IN INCHES)	STATIC PRESSURE DROP (IN. W.C.) @ 1200 CFM	MAXIMUM AIRFLOW CAPACITY (IN CFM)
MERV 10	201	AprilAire or Space-Gard 2200**	20 x 25	0.12	2000
	401	AprilAire or Space-Gard 2400**	16 x 25	0.14	2000

\*\*Air Cleaner models no longer available.

# Healthy Air Controls

## Thermostats – Part of the AprilAire Healthy Air System



RESIDENTIAL MODEL NUMBER STAGES		S84NIH1C 1H/1C	S84NSU 1H/1C, 2H/1C	S86NMU 2H/2C, 4H/2C HP	S86NMUPR 2H/2C, 4H/2C HP	S86WMUPR ** 2H/2C, 4H/2C HP	8910 • 8910W** 3H/3C, 4H/2C HP	8920W** 3H/3C, 4H/2C HP
HOME AUTOMATION MODEL NO.		-	-	-	-	S86WMUPR	-	8840
Dimensions (W x H x D)		3.75" x 3.75" x 1.00"		4.38" x 4.38" x 0.8"			6" x 4.85" x 1.25"	7.1" x 4.85" x 1"
Temperature Control	Easy to Read Display	■	■	■	■	■	■	■
	Simple Setup	■	■	■	■	■	■	■
	Displays Outdoor Temperature (if equipped)		■	■	■	■	■	■
	Adjustable Differential	■	■	■	■	■	■	■
	Progressive Recovery	■	■	■	■	■	■	■
Air Cleaning	Heat Blast	■	■	■	■	■	■	■
	Event-Based™ Air Cleaning	■	■	■	■	■	■	■
	Air Cleaning Notice			■	■	■	■	■
Humidifier Control	Change Filter Alert	■	■	■	■	■	■	■
	Automatic or Manual Humidifier Control				■	■	■	■
	“Humidifier On” Notice						■	■
	Displays Indoor RH				■	■	■	■
	Energizes HVAC Blower for Humidity				■	■	■	■
Dehumidifier Control	Controls Humidifier with 24 VAC Dry Contact				■	■	■	■
	Controls Whole-Home Dehumidifier				■	■	■	■
	Controls A/C Equipment for Dehumidification				■	■	■	■
	Senses and Displays Indoor RH			■	■	■	■	■
	“Dehumidifier On” Notice						■	■
	Energizes HVAC Blower for Dehumidification				■	■	■	■
	Controls Dehumidifier with 24 VAC Dry Contact				■	■	■	■
Ventilation Control	Programmable for Timed Ventilation				■	■	■	■
	Programmable for ASHRAE 62.2 Ventilation				■	■	■	■
	Configurable Temperature and Humidity Limits				■	■	■	■
	“Ventilation On” Notice						■	■
Product Configuration	Controls Air Cleaner and Humid or Dehumid or Vent				■	■		
	Controls Air Cleaner and Humid, Dehumid and Vent						■	■
	Wired Outdoor Temperature Sensor Included				■	■	■	■
	Two-Part Design—Only 3 Wires to the Living Space						■	■
Compatible with Wireless Indoor and Outdoor Temperature/RH sensors						■		

# Wireless Sensors

## Sensors for Model S86WMUPR only.

MODEL #	TYPE OF SENSOR	COMMUNICATIONS	WIRELESS RANGE	TEMPERATURE MEASUREMENT	HUMIDITY MEASUREMENT RANGE/ ACCURACY:	BATTERY LIFE:	BATTERY TYPE:
#Z10IDT	Indoor Wireless Temperature and Humidity Sensor	2.4 GHz	35+ feet in typical application*	Accuracy: ±2°F (40°F to 105°F), ±5°F outside of this range	Accuracy: ±5% RH between 20% and 80% RH	1 year	Lithium CR2032 type
#Z10ODT	Outdoor Wireless Temperature and Humidity Sensor			Range: -40°F to 125°F	Range: 0.5% to 99.5% RH	2 years	Lithium CR2477 type




\*Actual distance varies dependent on number and type of interferences. Refer to signal strength for best results.

### FEATURES

- Get precise temperature control, reducing hot/cold spots, by averaging an installed thermostat with wireless indoor sensors.
- Temperature/event scheduling for specific areas of the house possible with wireless sensor installation (indoor sensor only)

## Zone Control Panels



MODEL	SPECIFICATIONS		
 <b>UNIVERSAL</b>	6404 – 4 Zone Universal Multistage (Can be expanded to 12 zones with Model 6401) 6403 – 3 Zone Universal Multistage 2 Heat 2 Cool or 4 Heat 2 Cool (Heat Pump)	<b>Overall Dimensions</b> 8 <sup>63</sup> / <sub>100</sub> " W x 14 <sup>18</sup> / <sub>25</sub> " H x 1 <sup>43</sup> / <sub>50</sub> " D	<b>Maximum Current</b> Damper output per zone (fused): 18VA at 158°F, 30VA at 90°F zone panel and thermostats (fused): 18VA at 158°F, 30VA at 90°F zone panel consumption: 4VA max Note: Use 18 or 20 AWG solid (non-stranded) wire
		<b>Humidity</b> 5%–90% RH, non-condensing	
		<b>Operating Temperature</b> 32°F–158°F	
		<b>Shipping Temperature</b> –40°F–180°F	
		<b>Voltage</b> 18–30VAC 50/60 Hz	
ZONED COMFORT CONTROL™ KITS** AVAILABLE: 6404K & 6403K			
 <b>HEAT PUMP ONLY</b>	6303 – 3 Zone Heat Pump 6302 – 2 Zone Heat Pump 2 Heat 1 Cool Single Stage	<b>Overall Dimensions</b> 8 <sup>63</sup> / <sub>100</sub> " W x 9 <sup>33</sup> / <sub>50</sub> " H x 1 <sup>43</sup> / <sub>50</sub> " D	<b>Maximum Current</b> Damper output per zone (fused): 18VA at 158°F, 30VA at 90°F zone panel and thermostats (fused): 18VA at 158°F, 30VA at 90°F zone panel consumption: 4VA max Note: Use 18 or 20 AWG solid (non-stranded) wire
		<b>Humidity</b> 5% - 90% RH, non-condensing	
		<b>Operating Temperature</b> 32°F–158°F	
		<b>Shipping Temperature</b> –40°F–180°F	
		<b>Voltage</b> 18–30VAC 50/60 Hz	
ZONED COMFORT CONTROL™ KITS** AVAILABLE: 6303K & 6302K			
 <b>CONVENTIONAL ONLY</b>	6203 – 3 Zone Heat/Cool 6202 – 2 Zone Heat/Cool 1 Heat 1 Cool Single Stage	<b>Overall Dimensions</b> 8 <sup>63</sup> / <sub>100</sub> " W x 9 <sup>33</sup> / <sub>50</sub> " H x 1 <sup>43</sup> / <sub>50</sub> " D	<b>Maximum Current</b> Damper output per zone (fused): 18VA at 158°F, 30VA at 90°F zone panel and thermostats (fused): 18VA at 158°F, 30VA at 90°F zone panel consumption: 4VA max Note: Use 18 or 20 AWG solid (non-stranded) wire
		<b>Humidity</b> 5%–90% RH, non-condensing	
		<b>Operating Temperature</b> 32°F–158°F	
		<b>Shipping Temperature</b> –40°F–180°F	
		<b>Voltage</b> 18–30VAC 50/60 Hz	
ZONED COMFORT CONTROL™ KITS** AVAILABLE: 6203K & 6202K			

\*\*Zoned Comfort Control Kits include: Zone panel, 6" duct probe and 24VAC 40VA universal transformer



Zone Dampers



		RECTANGULAR DAMPER SIZE & STOCK NO.* NOMINAL WIDTH (IN INCHES)											
		8" (203MM)	10" (254MM)	12" (305MM)	14" (356MM)	16" (406MM)	18" (457MM)	20" (508MM)	22" (559MM)	24" (610MM)	26" (660MM)	28" (711MM)	30" (762MM)
<div>Side Mount</div> <div>Motor mounted on short dimension</div> <div>W3 indicates power open/ power closed</div> <div></div>	8" (203MM)	6721 6721W3	6722 6722W3	6723 6723W3	6724 6724W3	6725 6725W3	6726 6726W3	6727 6727W3	6728 6728W3	6729 6729W3	6730 6730W3	6731 6731W3	6753 6753W3
	10" (254MM)		6732 6732W3	6733 6733W3	6734 6734W3	6735 6735W3	6736 6736W3	6737 6737W3	6738 6738W3	6739 6739W3	6740 6740W3	6741 6741W3	6742 6742W3
	12" (305MM)			6743 6743W3	6744 6744W3	6745 6745W3	6746 6746W3	6747 6747W3	6748 6748W3	6749 6749W3	6750	6751	6752
	14" (356MM)				6754 6754W3	6755 6755W3	6756 6756W3	6757 6757W3	6758 6758W3	6759 6759W3	6760	6761	6762
	16" (406MM)					6763 6763W3	6764	6765	6766	6767	6768	6769	6770
	18" (457MM)						6771	6772	6773	6774	6775	6776	6777
	20" (508MM)							6778	6779	6780	6781	6782	6783
	22" (559MM)								6784	6785	6786	6787	6788
	24" (610MM)									6789	6790	6791	6792
	26" (660MM)										6793	6794	6795
	28" (711MM)											6796	6797
	30" (762MM)												6798
<div>Bottom Mount</div> <div>Motor mounted on long dimension</div>	8" (203MM)	6721 6721W3	6812 6812W3	6813 6813W3	6814 6814W3	6815 6815W3	6816 6816W3	6817 6817W3	6818 6818W3	6819 6819W3			
	10" (254MM)		6732 6732W3	6823 6823W3	6824 6824W3	6825 6825W3	6826 6826W3	6827 6827W3	6828 6828W3	6829 6829W3			
	12" (305MM)			6743 6743W3	6834 6834W3	6835 6835W3	6836 6836W3	6837 6837W3	6838 6838W3	6839 6839W3			

\* Rectangular Damper Dimension = Nominal width + 3.5"  
† 10-day lead time for shaded items

Zone & Ventilation Dampers



	ROUND DAMPER SIZE & STOCK NO.* NOMINAL DIAMETER (IN INCHES)											
	4" (102MM)	5" (127MM)	6" (152MM)	7" (178MM)	8" (203MM)	9" (229MM)	10" (254MM)	12" (305MM)	14" (356MM)	16" (406MM)	18" (457MM)	20" (508MM)
<div></div> <div>Zone Damper (Normally open/ power closed)</div> <div>W3 indicates power open/power closed</div>			6606 6606W3	6607 6607W3	6608 6608W3	6609 6609W3	6610 6610W3	6612 6612W3	6614 6614W3	6616 6616W3	6618	6620
			H: 10 3/4"	H: 10 3/4"	H: 10 3/4"	H: 10 3/4"	H: 10 3/4"	H: 12 3/4"	H: 14 3/4"	H: 16 3/4"	H: 19 31/60"	H: 22"
<div></div> <div>Barometric Pressure Relief (Air flow activated)</div>					6108		6110	6112	6114	6116		
					H: 10 3/4"		H: 10 3/4"	H: 12 3/4"	H: 14 3/4"	H: 16 3/4"		
<div></div> <div>Static Pressure Relief (Power activated)</div>					6208		6210	6212	6214	6216	6218	6220
					H: 8"		H: 10"	H: 12"	H: 14"	H: 16"	H: 18"	H: 20"
<div></div> <div>Round Slip-In Damper (Normally open/ power closed)</div>	6704	6705	6706	6707	6708		6710					
	W: 3 4/5" H: 12 3/5" D: 7 3/10"	W: 3 4/5" H: 12 3/5" D: 8 3/10"	W: 3 4/5" H: 12 3/5" D: 9 3/10"	W: 3 4/5" H: 12 3/5" D: 10 3/10"	W: 3 4/5" H: 12 3/5" D: 11 3/10"		W: 3 4/5" H: 12 3/5" D: 13 3/10"					
Ventilation Damper												
<div></div> <div>Ventilation Damper (Normally closed/ power opened)</div>			6506		6508		6510	6512				
			H: 10 3/4"		H: 10 3/4"		H: 10 3/4"	H: 12				

\* Round Damper Dimension = Nominal diameter + 4.5"  
† 10-day lead time for shaded items

Zone Accessories

ACCESSORIES	PRODUCT DESCRIPTION	UNIT SIZE	TYPE OF WIRE	COMPATIBLE MODELS
 <b>#8051</b>	<b>Flush Mount Sensor</b> Ideal for residential or light commercial applications where customer requires nothing to be seen on the wall.	<b>Disk:</b> 1 1/2" dia.  Friction fit in a 1" opening. Air gap of 1/4" required.	18-24 gauge 2 conductor wire (or more conductors)	8600 8620 8620W S84NSU S86NMU S86NMUPR S86WMUPR
 <b>#8052</b>	<b>Outdoor/Duct Sensor</b> Designed for outdoor or duct installation including with use of zone control panels.	<b>Probe:</b> 1/4" dia. x 1 3/4" L  <b>Bracket:</b> 3/4" x 3/4"		8910 8910W 8920W
 <b>#8053</b>	<b>Surface Mount Sensor</b> Perfect for light indoor commercial applications to prevent tampering.	W: 3 1/2" H: 2 1/2" D: 7/8"		8800 8820 8830 8840
 <b>#8022</b>	<b>3-Wire to 4-Wire Adapter</b> Used to add a wire to a thermostat, fix a broken wire or add a common wire to a 4-wire system.	W: 2 7/8" H: 1 3/4" D: 1 47/50"	18-22 gauge stranded or solid thermostat wire can be used for all wire runs	All Thermostats
 <b>#8028</b>	<b>Damper Power Distribution Panel</b> For applications where needed dampers outnumber control capability of any AprilAire Zone Control Panel.	W: 10 1/2" H: 5" D: 1 7/10"		All Zone Control Panels
 <b>#6401</b>	<b>Expansion Panel</b> Two-zone expansion panel that supports 2-wire or 3-wire dampers.	W: 10 1/2" H: 5" D: 1 7/10"		6404 With LCD screen
 <b>#8083</b>	<b>Flush Temperature and RH Support Module</b> Averages four temperature and four RH values.	Disk: 1 1/2" dia.  Cylinder Hole: 1" off wall, 1/4" air gap	Cat 6 or greater	8800 8840

5x

More Polluted

Homes are being built tighter than ever, the air inside your home can be 5x more polluted than the air outside.

50

Years at Home

The average person lives to be 79 years old. 70 of those years are spent indoors-with 50 years spent in their own home.

6M

Homes

Approximately 6 million homes in the United States have radon levels above 4 picocuries per liter (pCi/L)

Fresh Air Ventilation

Ventilators and Ventilating Dehumidifiers - Part of the AprilAire Healthy Air System

5  
YEAR  
WARRANTY

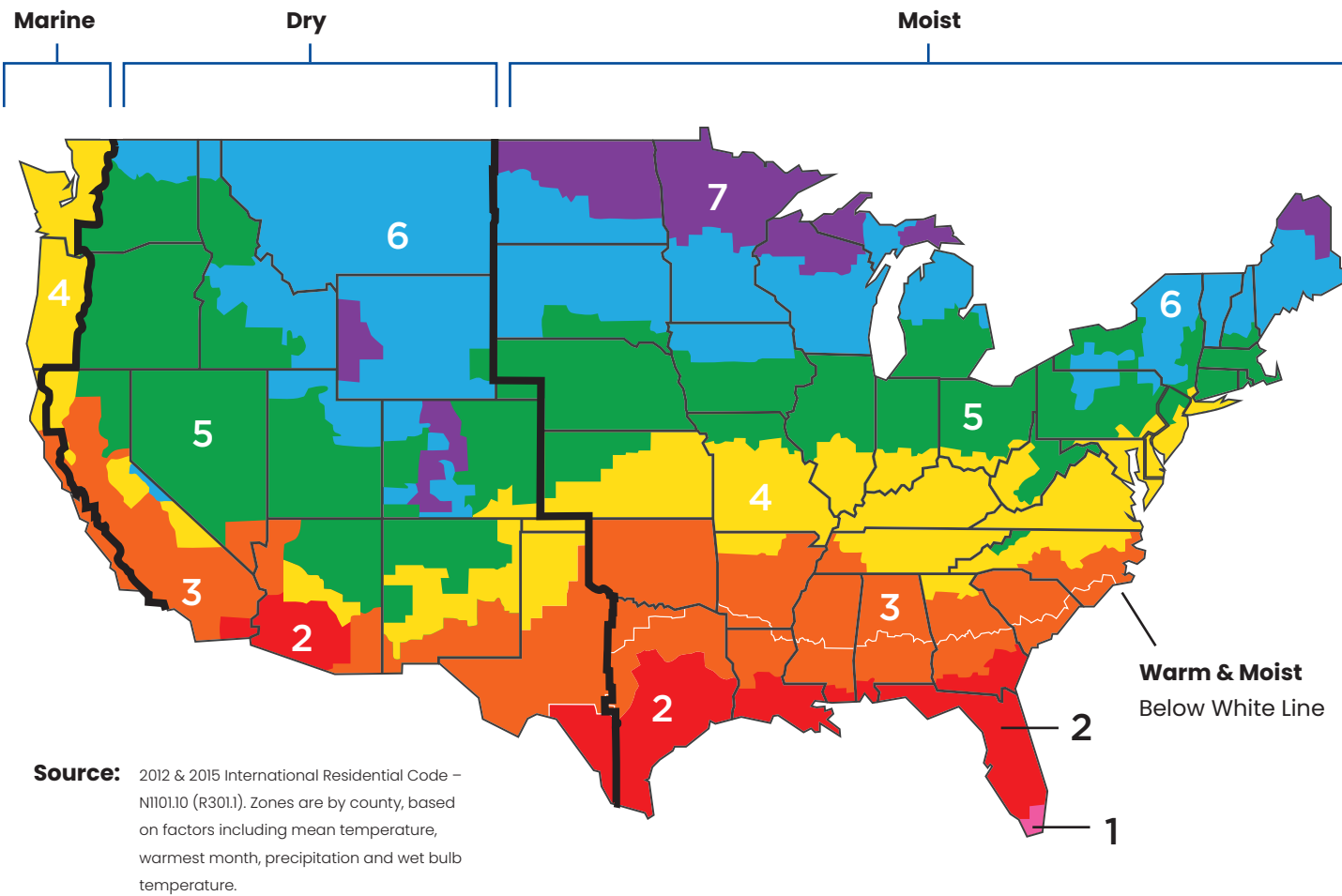
DESIGNED &  
ASSEMBLED  
IN THE USA  
UTILIZING U.S. AND  
GLOBAL COMPONENTS

VENTILATION SYSTEMS	UNIT SIZE	SHIPPING WEIGHT LBS.	AIRFLOW 0.2 IN. W.C. @ (CFM)	DESCRIPTION
VENTILATING DEHUMIDIFIERS				
<div></div> <div>#E100V + 8190FF</div> <div></div>	W: 14 1/2" H: 23 1/2" L: 48 1/4"	82.00 (E100V)  16.80 (8190FF)	150	The Ventilating Dehumidifier (Models E100V + 8190FF) brings in fresh air to meet ventilation needs while removing excess humidity from the incoming outdoor air. Fresh air is brought in whenever the HVAC system or dehumidifier is running to meet that need. If the required time is not met through these run cycles, the ventilating dehumidifier will bring in fresh air and remove any excess humidity.
FRESH AIR VENTILATORS				
<div></div> <div>#8145 #8145NC</div> <div></div>	W: 12 1/4" H: 11 3/4" L: 23 2/5"	15.00	180	The 8145 delivers fresh air into the return or supply duct by energizing its fan and opening its integrated damper. It features a ventilation controller integrated into the unit. NC models do not include an on-board controller so that ventilation can be controlled via thermostat.
<div></div> <div>#V42SNX</div>	W: 27 1/2" H: 7 2/3" D: 13 11/12"	50.00	220	The Model V42SNX Ventilator with Backdraft Damper (No Filter) is designed to bring in precisely the right amount of outdoor air into today's efficiently designed homes. The integrated 8120X Control provides the ability to set high and low temperature/humidity lockouts. Ventilation is locked out when high/low temperature limits are met. Used when a filter and damper are not needed.
<div></div> <div>#8144NC</div> <div></div>	W: 10 1/4" H: 18 1/8" D: 10 1/4"	20.50	130	The 8144NC provides continuous low-volume ventilation for smaller single- and multi-family homes. A separate 8120X ventilation controller can be added to set the unit to operate by the controller's Code or Comfort functions.
VENTILATION CONTROLLER				
<div></div> <div>#8120X</div>	W: 4 11/100" H: 3 3/5" D: 1 59/100"	.50		The 8120X engages a fan or damper on ventilation solutions to deliver fresh air to return duct. It can provide fresh air within set high/low outdoor temperature and indoor RH limits.
VENTILATION SYSTEM				
<div></div> <div>#8126X</div>	DAMPER H: 10 3/4" DIA: 10 8/25"  8120X CONTROL W: 4 11/100" H: 3 3/5" D: 1 59/100"	7		The AprilAire Model 8126X Ventilation Control System includes the 8120X ventilation controller, damper, 24VC transformer, outdoor temperature sensor and duct board bracket for 8120X. The ventilation system measures outdoor temperature to stop ventilation at adjustable high and low outdoor temperature lockouts.
KITCHEN VENTILATION KITS				
<div></div> <div>#KV08</div>	W: 8" H: 10 3/4" D: 12 1/3"	6.00	185	The KV08, KV10 Kitchen Ventilation Kits provide make-up air locally to areas where high-CFM range hoods (typically near 400 CFM or above) are used to prevent home depressurization and its undesired side effects.
<div>#KV10</div>	W: 10" H: 10 3/4" D: 14 1/3"	6.70	390	
ENERGY RECOVERY VENTILATOR (ERV)				
<div></div> <div>#V22BEC</div> <div></div>	W: 27 1/2" H: 23 1/8" D: 9"	50.00	118	The V22BEC replaces stale, indoor air with fresh, outdoor air from a known location. It reduces costs associated with ventilation by recovering conditioned air when ventilating, protects comfort by tempering incoming ventilation air, and reduces heating and cooling loads by managing temperature and humidity of incoming air.



# Ventilation Climate Zones

Managing the quality of ventilated air delivered into the home is critical to providing a healthy indoor environment. The requirements change significantly based on climate. AprilAire ventilation solutions work with the HVAC equipment to remove moisture, harmful particulates, and other contaminants such as VOCs. It’s critical to use intelligent ventilation controls and application guidance to properly ventilate rather than relying on exhaust ventilation which simply pulls air through walls.



Use this map and the adjoining application guide to determine the recommended product solution for your climate. These recommendations are based on moisture removal demands, energy savings and integration with the HVAC equipment.

# Ventilation Supply Solutions

AprilAire Ventilation Application Matrix

ZONE	CLIMATE TYPE	MAJOR CITIES	PRIMARY SOLUTION¹	ECONOMY- OR COMFORT-FOCUSED SOLUTION	MULTI-FAMILY NEW CONSTRUCTION SOLUTION
1	Hot & Moist	Miami	E100V + 8190FF	8145 or 8126X	8144NC, V22BEC, or 8126X
2	Hot & Moist	Orlando, Mobile, New Orleans, Houston, Austin, San Antonio	E100V + 8190FF	8145 or 8126X	8144NC, V22BEC, or 8126X
2	Hot & Dry	Phoenix, Tucson	V42SNX	8126X	8144NC, V22BEC, or 8126X
3	Warm & Moist	Charlotte, Charleston, Atlanta, Little Rock, Oklahoma City, DFW	E100V + 8190FF or V22BEC	8145 or 8126X	8144NC, V22BEC, or 8126X
3	Warm & Dry	El Paso, Las Vegas, Los Angeles, Sacramento	8145 or V22BEC	8126X	8144NC, V22BEC, or 8126X
3	Warm & Marine	San Francisco, San Jose	8145 or V22BEC	8145 or 8126X	8144NC, V22BEC, or 8126X
4	Mixed & Moist	Philadelphia, Washington DC, Baltimore, Nashville, St. Louis, Wichita, Louisville	8145 or V22BEC	E100V + 8190FF or 8126X	8144NC, V22BEC, or 8126X
4	Mixed & Dry	Albuquerque, Amarillo	8145 or V22BEC	8145 or 8126X	8144NC, V22BEC, or 8126X
4	Mixed & Marine	Portland, Seattle	8145 or V22BEC	8145 or 8126X	8144NC, V22BEC, or 8126X
5	Cool & Moist	Boston, Pittsburgh, Columbus, Indianapolis, Detroit, Chicago, Des Moines, Omaha	V22BEC	8126X	8144NC, V22BEC, or 8126X
5	Cool & Dry	Denver, Salt Lake City, Boise, Reno	8145 or V22BEC	V42SNX or 8126X	8144NC, V22BEC, or 8126X
6	Cold & Moist	Toronto, Vancouver, Milwaukee, Madison, Minneapolis-St Paul, Sioux Falls	8145 or V22BEC	8126X	8144NC, V22BEC, or 8126X
6	Cold & Dry	Helena, Cheyenne	8145 or V22BEC	8126X	8144NC, V22BEC, or 8126X
7	Extreme Cold & Moist	Fargo, Duluth, Calgary, Edmonton	8145	8126X	8144NC, V22BEC, or 8126X

# Radon Mitigation Fans

AprilAire Radon Mitigation Fans are specifically designed for radon mitigation. AprilAire Fans provide superb performance and run ultra-quiet.

## FEATURES

- Energy efficient
  - Ultra-quiet operation
  - Meets all electrical code requirements
  - Housing that stays white
  - Water-hardened motorized impeller
  - Seams sealed to inhibit radon leakage (ARN15F/ARN25F double snap sealed)
- ETL Listed – for indoor or outdoor use
  - Thermally protected motor
  - Rated for commercial and residential use
  - Patent pending design
  - Optimal for moderate to tight soils (ARNHPF Only)
  - Technology to inhibit radon and soil gas leakage
  - ETL listed by Intertek to UL507 and CSA C22.2 Standards



MODEL	FAN DUCT DIAMETER	WATTS	RECOMMENDED MAXIMUM OPERATING PRESSURE " WC	TYPICAL CFM vs. STATIC PRESSURE WC									
				0"	0.2"	0.5"	1.0"	1.5"	2.0"	2.5"	3.0"	3.5"	4.0"
ARN15F	4"	41-72	1.7	166	-	126	82	41	3	-	-	-	-
ARN25F	6"	70-170	2.3	375	340	282	204	140	70	-	-	-	-
ARNHPF	3"	70-170	4.0	-	110	-	97	88	79	68	54	36	14


5

YEAR

WARRANTY

DESIGNED & ASSEMBLED IN THE USA

UTILIZING U.S. AND GLOBAL COMPONENTS



ETL LISTED

Intertek

ETL Listed






# Radon Mitigation Kits

Kits include: fan, manometer, couplings, and radon system alarm.



	ARN15K	ARN25K	ARNHPK
Application	Slab size <1,500 sq. ft.	Slab size 1,500-2,500 sq. ft.	Moderate to Tight Soil
RRNC 2.0 Radon Fan Type	RF1, RF2	-	-
Dimensions DxH	9.7" x 8.5"	11.75" x 8.6"	11.9" x 10.9"
Color	White	White	White
Fan Duct Diameter	4"	6"	3"
Pressure	1.7" w.c.	2.3" w.c.	4.0" w.c.

## Radon Accessories

ACCESSORY		DESCRIPTION
	Manometer P/N ARN05M	Mounts to the outside of PVC pipe on a radon mitigation system and measures vacuum pressure in real time, helping to indicate potential issues with the fan. It can serve as a secondary indicator that vacuum pressure has changed in the event of a system alarm going off, helping to confirm that it's not a false alarm.
	Transition Fitting P/N ARNTF4	Consolidates the number of fittings needed in outdoor radon mitigation system installations. Connects a 4" fan pipe to a 4" exhaust pipe with a weir (not included) for capturing and draining condensate. Weir is included in the Condensate Bypass Kit.
	Condensate Bypass Kit P/N ARNCBK	This kit is designed to drain condensation around the fan in outdoor installs.
	Radon-T Fitting P/N ARNSIT	Designed for use in adding radon mitigation to new construction and crawl spaces. Provides 4-way airflow, allowing moisture and soil gases to be drawn from all angles.
	System Alarm P/N ARNALM	Advanced vacuum monitoring device utilizing piezoresistive pressure sensor (PPS) technology. It provides homeowners with an easy-to-read, easy-to-use system alarm that requires no interpretation.





## Empower Your Customers

Help homeowners get the most from their AprilAire system with remote control, real-time alerts, and air quality management. The app enhances performance, reduces service calls, and keeps customers connected—building long-term trust in your IAQ solutions.



Form No. 2210 • 325794 • 06.25

© 2025 AprilAire | [aprilairerepartners.com](https://aprilairerepartners.com) | 800.334.6011

AprilAire reserves the right to change specifications without notice.

