

### Application

#### Domestic Y-Strainer

Designed for installation on potable water lines to protect downstream equipment from malfunction or premature failure due to build-up of sediment or debris. Coated with FDA Epoxy Coating inside and out.

### Standards Compliance

- MIL-S 16293F Type 2
- Certified to NSF/ANSI 372\* by IAPMO R&T
- \*(0.25% MAX. WEIGHTED AVERAGE LEAD CONTENT)

### Materials

Main valve body	Cast Iron ASTM A 126 Class B
Access cover	Cast Iron ASTM A 126 Class B
Coatings	FDA Approved Epoxy Coating
Screens	Perforated Stainless Steel, 300 Series

### Features

Sizes: 2 1/2", 3", 4", 6", 8", 10", 12"

Pressure/temperature: 200 psi @ 150°F WOG  
125 psi @ 450°F Steam

End connections: Flanged Class 125 lb

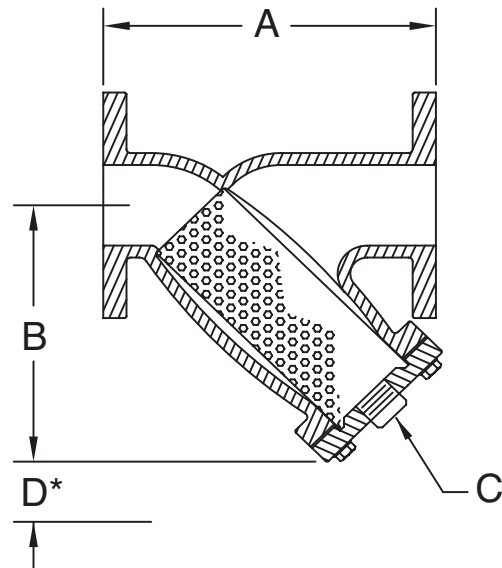
(Closure plug not furnished)

### Screen

SIZE	SCREEN GAGE	OPENINGS DIA.	OPEN AREA	SCREEN AREA(in <sup>2</sup> )
2 1/2	28	1/16	30%	70.01
3	28	1/16	30%	61.34
4	28	1/16	30%	99.64
6	24	1/8	43%	242.72
8	24	1/8	43%	411.16
10	24	1/8	43%	610.51
12	24	1/8	43%	835.42



LEAD FREE



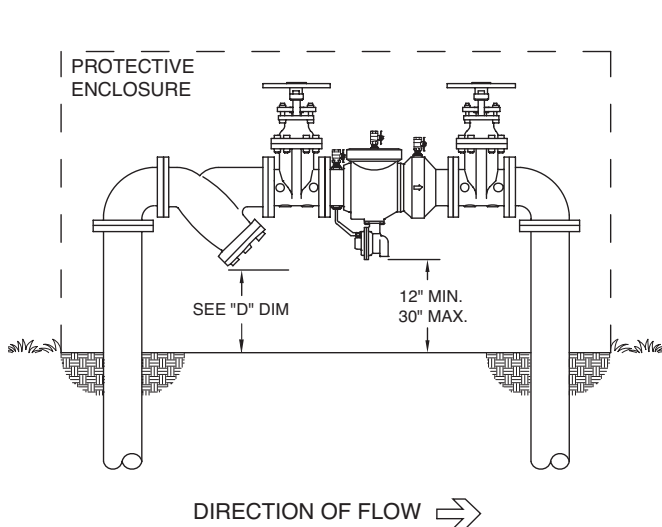
SIZE		DIMENSIONS (approximate)							WEIGHT	
		A		B		C	D*			
in	mm	in	mm	in	mm		in	mm	lbs.	kg.
2 1/2	65	10	254	6 1/8	156	1 NPT	6	152	24	11
3	80	10 1/8	257	6 9/16	167	1 NPT	6	152	31	14
4	100	12 1/8	308	8 1/16	205	1-1/2 NPT	9	229	50	23
6	150	18 1/2	470	12 5/8	321	2 NPT	10	254	114	52
8	200	21 5/8	549	15 5/8	397	2 NPT	11	279	203	92
10	250	25 3/4	654	17 3/4	451	2 NPT	14	356	293	133
12	300	29 7/8	759	21 5/16	541	2 NPT	17	432	489	222

\*Vertical clearance for screen removal

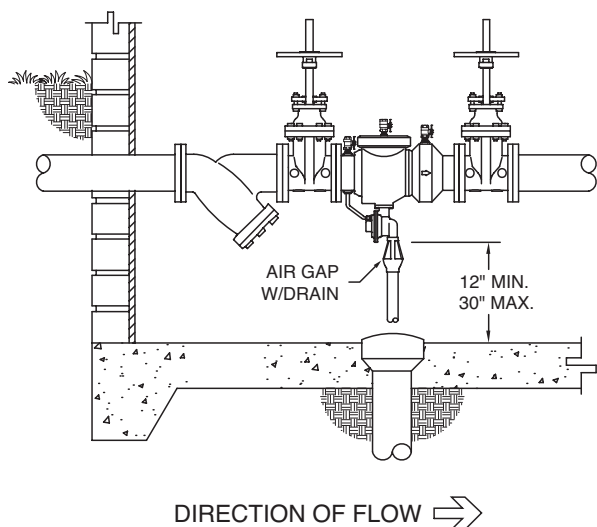
Capacity thru Schedule 40 Pipe (GPM)				
Pipe Size	5 ft/sec	7.5 ft/sec	10 ft/sec	15 ft/sec
2 1/2"	75	112	149	224
3"	115	173	230	346
4"	198	298	397	595
6"	450	675	900	1351
8"	780	1169	1559	2339
10"	1229	1843	2458	3687
12"	1744	2617	3489	5233

### Typical Installation

Local codes shall govern installation requirements. Unless otherwise specified, the assembly shall be mounted with sufficient clearance for maintenance in accordance with the manufacturers' instructions and the latest edition of the Uniform Plumbing Code. The installation shall be made so that no part of the unit can be submerged. Horizontal installation with the strainer cap facing downward is the preferred installation orientation; however the strainer will provide protection in any orientation.



Outdoor Installation



Indoor Installation

### Specifications

The Cast Iron "Y" type strainer shall be in compliance with MIL-S-16293F Type 2 and certified to NSF/ANSI 372. The main body and access cover shall be cast iron (ASTM A 126 Class B) and coated with a FDA approved epoxy coating inside and out. The integral strainer screen shall be accessible for cleaning without removing the device from the line. The Cast Iron "Y" type strainer shall be a ZURN WILKINS Model FSC-DOM.