



Composed™

78" H sliding shower door with 3/8"-thick glass

K-701695-G81

Features

- Sleek, exposed roller design allows for effortless opening and closing of the sliding panel
- Frameless design emphasizes glass and creates a sleek, minimalist look
- Controlled Close® innovative soft-close with double-dampening technology eliminates slamming and brings door to a secure close
- Back-to-back 11-1/2" (292 mm) vertical handles
- CleanCoat®+ glass coating creates a hydrophobic barrier that repels water, soap scum, and residue, saving time and protecting shower doors 10 times longer than original CleanCoat. (Based on 2021 internal wear/abrasion testing using a microfiber cloth.)
- Coordinates with other products in the Composed® collection

Material

- Frameless, heavy 3/8" (10 mm) thick Crystal Clear tempered glass with frosted privacy band
- Anodized aluminum prevents rust and corrosion

Installation

- 78" (1981 mm) high, with a lofty 74-7/8" (1902 mm) minimum head clearance
- Fits opening widths 44-1/8" - 47-7/8" (1121 –1216 mm)
- 3-3/4" (95.25 mm) width adjustment
- Out-of-plumb adjustability simplifies installation
- Door can be installed to open to the left or right to suit your bathroom layout
- For residential use only
- Not for use in hospitality
- Not for use with cast iron shower bases



Codes/Standards




ANSI Z97.1
CAN/CGSB-12.1
CPSC 16CFR 1201

KOHLER® Bath and Shower Doors Ten-Year Limited Warranty

See website for detailed warranty information.

Available Colors/Finishes

Color tiles intended for reference only.

Color	Code	Description
	SHP	Bright Polished Silver
	BL	Matte Black
	BNK	Anodized Brushed Nickel

Available Glass Options

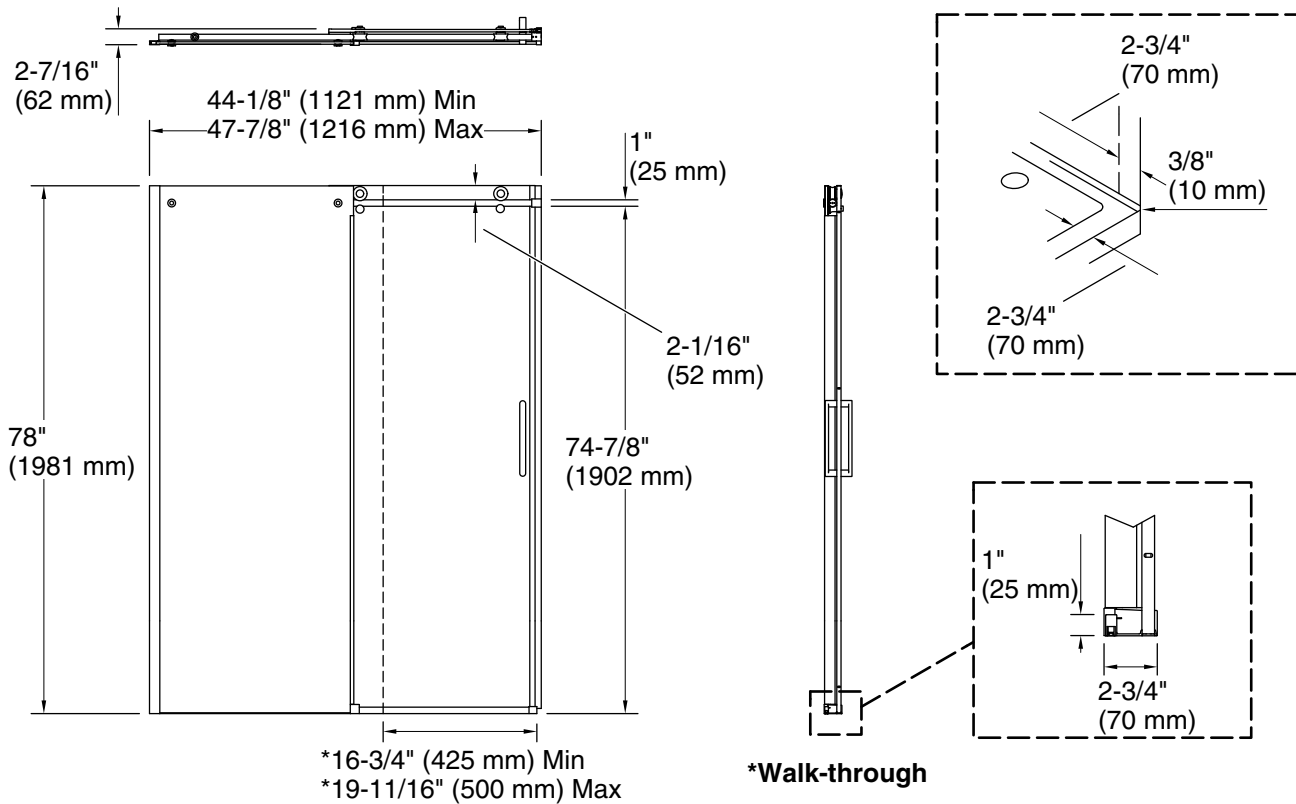
Code	Description
G81	Crystal Clear with Frosted Privacy Band



Composed™

78" H sliding shower door with 3/8"-thick glass

K-701695-G81



Technical Information

All product dimensions are nominal.

Base-To-Wall 3/8" (10 mm)

Radius – Max:

Shower Ledge Min 2-3/4" (70 mm)

Flat:

Shower Wall Min 2-3/4" (70 mm)

Flat:

Wall Studs Required for Door: Yes

Notes

The vertical opening should be a minimum of 80" (2032 mm) to allow for installation clearance.