

## Features

- Clear, bell-shaped shades hang delicately from chunky bars and square bases in versatile, traditionally inspired designs
- Coordinates with faucets in the Riff collection
- Requires two bulbs with candelabra (E12) base; G16.5 bulb recommended (sold separately)
- Suitable for damp locations, per UL 1598
- Includes installation hardware
- Fixture is dimmable when paired with dimmer switch and compatible bulbs

## Material

- Premium metal and glass construction
- Manufactured with quality materials and complemented with a meticulous finishing process
- Durable finishes engineered to last and designed to coordinate with KOHLER faucet finishes



## Codes/Standards



UL 1598  
CSA C22.2 No. 250.0

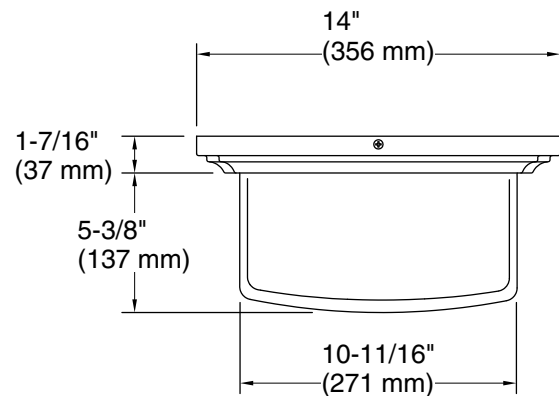
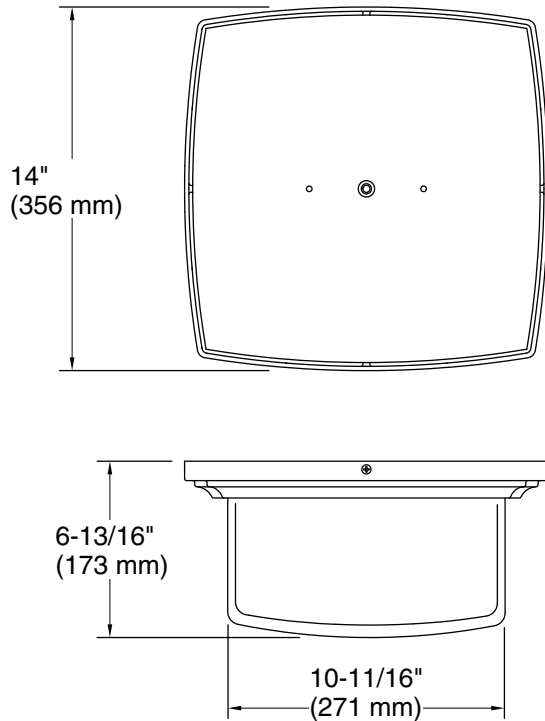
## KOHLER® Indoor Lighting Fixtures Limited Warranty

See website for detailed warranty information.

## Available Colors/Finishes

*Color tiles intended for reference only.*

Color	Code	Description
	SNL	Polished Nickel
	2GL	Brushed Moderne Brass



## Required Electrical Service

One circuit required.

120 V, 1 A, 60 Hz

## Technical Information

All product dimensions are nominal.

Material: Steel, Aluminum, Zinc, Glass

Number of Lights: 2

Lighting Type: Socket-based

Socket Type: E-12 Candelabra

Number of Shades: 1

Shade Type: Glass - clear

Hanging Type: Non-hanging