

### Features

- 0.125 gpf (0.47 lpf)
- Activation distance is factory-set
- Chloramine and chlorine resistance on all rubber components exposed to waterway
- Engineered for optimal performance with KOHLER® commercial fixtures
- 125-micron filter protects internal components
- High back pressure vacuum breaker
- Locking stop cap provides protection against vandalism
- No external flush volume adjustment ensures water conservation
- 24-hour automatic sentinel flush keeps trapway fresh
- Mechanical override enables flushometer to be used manually even during a power outage
- Powered by 1.5V AA lithium batteries
- Patented piston technology for superior flush volume accuracy

### Material

- Brass construction with durable Polished Chrome finish

### Technology

- Electronic infrared sensor with Tripoint® technology for accurate activation

### Installation

- Intended for urinal installations with 3/4" (19 mm) top spud coupling connection

### Recommended Products/Accessories

1421939 Flushometer Arm Extension Kit  
1509698 Pressure Gauge Kit, 1/8"



ADA

CSA B651

OBC

### Codes/Standards




ASME A112.18.1/CSA B125.1  
ASSE 1037/ASME A112.1037/CSA B125.37  
EPA WaterSense®  
ADA  
ICC/ANSI A117.1  
CSA B651  
OBC

### KOHLER® One-Year Limited Warranty

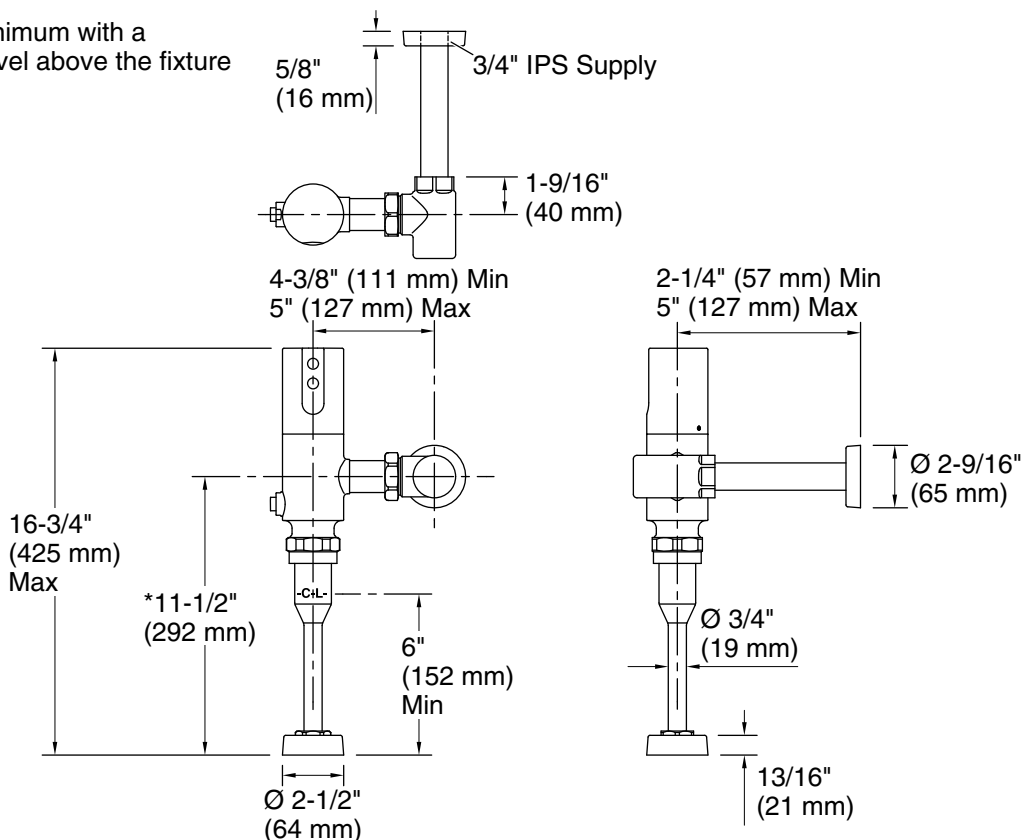
See website for detailed warranty information.

### Available Colors/Finishes

*Color tiles intended for reference only.*

Color	Code	Description
	CP	Polished Chrome
	BN	Vibrant® Brushed Nickel
	BL	Matte Black
	2MB	Vibrant® Brushed Moderne Brass

\*10-3/4" (273 mm) minimum with a  
6" (152 mm) critical level above the fixture



### Technical Information

All product dimensions are nominal.

#### Spout:

#### Pressure/fixture Supply Requirements

Fixture pressure	80 psi (551.6 kPa)
max (static):	
Fixture pressure min	25 psi (172.4 kPa)
(static):	
Min flowing	25 psi (172.4 kPa)
pressure:	
Min flow rate:	25 gpm (94.6 lpm)

### Notes

Install this product according to the installation instructions.

ADA, OBC, CSA B651 compliant when installed to the specific requirements of these regulations.