

### Features

- Single lever handle controls flow to outlets
- 360° handle rotation with three-outlet operation
- 120° handle rotation with two-outlet operation
- Includes faceplate with ADA-compliant metal lever handle
- Coordinates with Components faucets, accessories, and showering components to complete your bathroom
- When used with K-728 Series MasterShower® diverter valves, handle controls flow to two or three outlets individually or any two outlets at a time
- When used with K-737 Series MasterShower diverter valves, handle controls flow to two or three outlets individually or only one outlet at a time.

### Material

- Premium material construction with metal handle ensures reliability and durability
- KOHLER® finishes resist corrosion and tarnishing

### Installation

- Wall-mount
- Patented K-joint installation technology ensures consistent trim appearance, regardless of variability in valve rough-in
- Trim only; requires valve to complete installation (sold separately)

### Required Products/Accessories

K-728-K 3/4" Two- or Three-Way Transfer Valve

or

K-737-K 3/4" Two- or Three-Way Diverter Valve

### Recommended Products/Accessories

K-23723 Faucet cleaner



**ADA** **CSA B651** **OBC**

### Codes/Standards

ASME A112.18.1/CSA B125.1

ADA

ICC/ANSI A117.1

CSA B651

OBC









IAPMO Certification

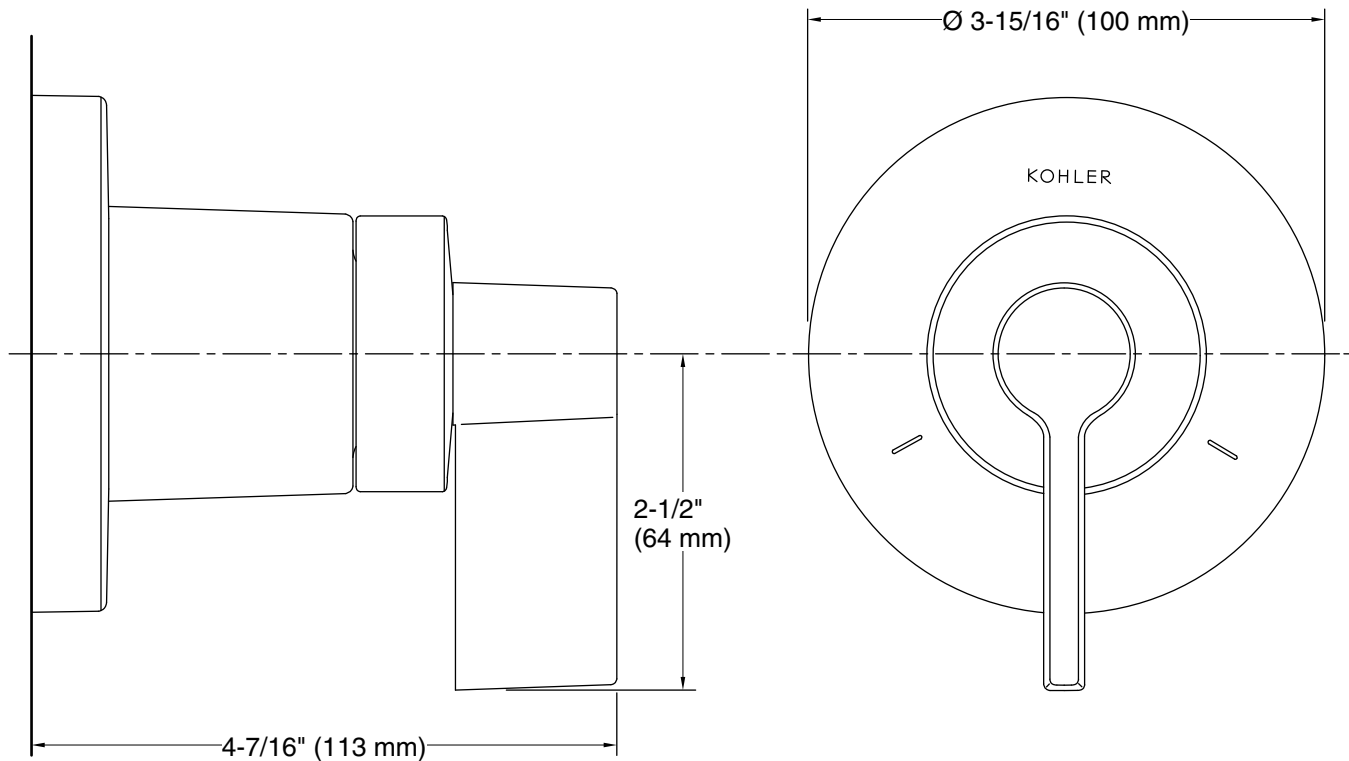
### KOHLER® Faucet Lifetime Limited Warranty

See website for detailed warranty information.

### Available Colors/Finishes

*Color tiles intended for reference only.*

| Color   | Code | Description                    |
|---|------|--------------------------------|
|  | CP   | Polished Chrome                |
|  | SN   | Vibrant® Polished Nickel       |
|  | AF   | Vibrant® French Gold           |
|  | BN   | Vibrant® Brushed Nickel        |
|  | BV   | Vibrant® Brushed Bronze        |
|  | BL   | Matte Black                    |
|  | 2MB  | Vibrant® Brushed Moderne Brass |
|  | TT   | Vibrant Titanium               |



### Technical Information

All product dimensions are nominal.

Drain included: No

### Handshower:

Rated maximum flow: 0 gal/min (0 l/min)

### Notes

Install this product according to the installation instructions.

ADA, OBC, CSA B651 compliant when installed to the specific requirements of these regulations.