

Features

- For use in bath/shower and shower only installations
- Designed for new installations or retrofit to replace an existing installed shower arm
- For use with temperature/volume control mixing valve (mixing valve sold separately)
- For use with Kohler handshowers and shower hoses
- Showerhead, handshower, and shower hose are sold separately to allow for customized decor and functionality
- Slidebar bracket allows you to adjust height and angle of handshower

Material

- Premium metal construction for durability and reliability
- KOHLER® finishes resist corrosion and tarnishing

Installation

- Wall-mount
- Installs in less than 60 minutes without changes to in-wall plumbing (subject to condition of existing installation)
- For use in bath and shower installations
- Includes an adapter that will fit with most installations but may require K-1194630, K-1187917 or K-1194302

Adapters, Rough-in and Extension Kits

| | |
|---------|--|
| 1194630 | Range: 2-7/8" (73 mm) - 4" (102 mm) |
| 1187917 | Range: 0" (0 mm) - 1-3/8" (35 mm) |
| 1194302 | Range: 1-1/4" (32 mm) - 2-1/4" (57 mm) |

Recommended Products/Accessories

K-8593 72" Shower Hose
K-9514 60" Shower Hose
K-45981 72" ribbon hose
K-45982 60" ribbon hose
K-23723 Faucet cleaner



ADA

Codes/Standards






ASME A112.18.1/CSA B125.1
ADA

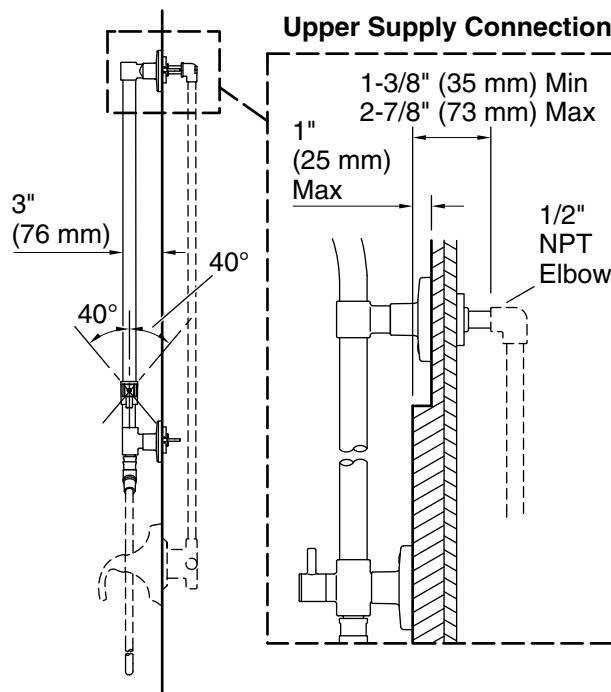
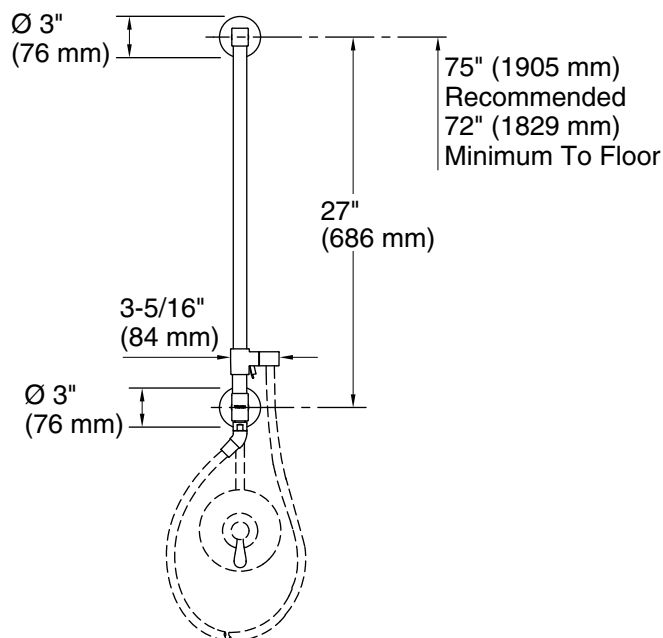
KOHLER® Faucet Lifetime Limited Warranty

See website for detailed warranty information.

Available Colors/Finishes

Color tiles intended for reference only.

| Color | Code | Description |
|---|------|--------------------------|
|  | CP | Polished Chrome |
|  | SN | Vibrant® Polished Nickel |
|  | BN | Vibrant® Brushed Nickel |
|  | BV | Vibrant® Brushed Bronze |
|  | 2BZ | Oil-Rubbed Bronze |



NOTE: Valve trim and hose illustrated for dimensioning only, not included in the product.

Technical Information

All product dimensions are nominal.

Notes

Install this product according to the installation guide.

Order deep roughing-in kit 1194630 if the distance from the elbow to the finished wall surface is between 2-7/8" (73 mm) to 4" (102 mm).

Order shallow roughing-in kit 1187917 if the distance from the elbow to the finished wall surface is less than 1-3/8" (35 mm).

A 3" (76 mm) escutcheon/mounting collar is supplied to fit a 1" (25 mm) to 1-1/4" (32 mm) supply connection hole diameter. Order 1194302 large escutcheon/mounting collar kit if the supply connection hole diameter is between 1-1/4" (32 mm) to 2-1/4" (57 mm).

ADA compliant for shower-only installations.

ADA compliant when installed to the specific requirements of these regulations.